

KESO Mechanics Product catalogue



ASSA ABLOY

ASSA ABLOY,
the global leader in
door opening solutions.



General Information

4–12

- 4 A brand with a tradition
- 5 Secure solutions
- 6 Mechanical systems
- 8 Mechatronic systems
- 9 KESO concept planning
- 10 Options
- 12 Partnership

Appendix

209–220

- 211 Sales terms and delivery conditions
- 214 Important product information for locking cylinders
- 216 Planning and ordering locks
- 218 List of product numbers

Keys

13–18

Locking cylinder — Euro profile

19–52

Locking cylinder — Swiss profile

53–78

Locking cylinders — Oval

79–88

Additional locks

89–114

Furniture locks

115–142

Handle locks

143–164

Switch cylinders

165–178

Key depot cabinets

179–186

ChangeCode

187–198

Accessories

199–208

A brand with a tradition

KESO locking systems

ASSA ABLOY is the world's leading manufacturer and supplier of mechanical and electromechanical locks and related products. Our customers benefit from the extensive know-how of the world's largest group of companies, which provide greater convenience and greater security throughout the world.

KESO - the brand

For nearly 50 years, since 1963, KESO has developed and produced internationally renowned security and locking systems with strict requirements on functionality, durability and convenience.

Today over 250 employees at 3 locations in Germany and abroad are committed to providing tried-and-trusted Swiss quality for unique solutions in locking and security technology.

The benefits

Our efforts focus on added value for the customer and financial investment in a product which is developed and produced to exacting safety standards and for optimum ease of use.

Working with KESO guarantees the best possible solution for your needs. From a variety of options, our specialists work with you to develop the solution that best reflects your requirements. As an active partner, we constantly seek to support you with innovation and dynamism and to provide you with the ideal solution.

The solution

No matter how individual your building and your requirements are, KESO will develop and tailor a solution to meet your needs. Our skilled staff will help you decide whether the requirement is to design a system using purely mechanical technology or complemented with mechatronic products.

Security

Breaking new ground, using future-oriented technologies and securely implementing innovative ideas. The KESO product portfolio is continuously extended and manufactured with capable materials, taking environmental aspects (resources, compatibility, sustainability) into account. You can be sure that we take our commitment to the environment seriously and will continue to extend it.

Secure solutions

Registration, patents

Registration

You can register your master key system to ensure that your locking system is unique, and that nobody can copy your keys without permission:

our secure KESO archive keeps the details of your system, your locking cylinders and keys safe and sound.

The e-Security card ensures that only authorised persons can order additional media (keys / cards / key fobs).

Patent protection, design and model protection

KESO key shapes are protected by international copyright laws. Certain characteristics of our KESO keys are patented. Imitations and copying of keys of this type is illegal. Ignorance of these facts is no protection against the legal consequences.

The e-Security card serves as a document to legitimate your order.



KESO recommends active omega technology to improve copy protection.



The omega System provides convincing performance with interactive pins in the top edges of the key. The KESO omega key has integrated "bolt/spring technology" which must be actuated on opening/closing in the locking cylinder. This key mechanism considerably increases copy protection for the key. omega is available for the 4000S, 3000, 2000S systems.

Mechanical systems

The various KESO locking systems provide security for your needs.

To improve your flexibility even more please take a look at our mechatronic solutions.

NEW

System 4000S omega – new dimensions

Reversible key technology is entering a new era; the KESO 4000S new locking system, patented until 2023, is opening up new dimensions.

With its profiled shoulder, KESO 4000S is a premium-quality precision master piece. All seven key shapes are protected designs and can be combined in the same system. More drilling template variants and offsetting the key passage way in the rotor offer significantly more combinations. This is evident on the key with the staggered drill holes. The KESO 4000S System combines the 22 mm Swiss round profile with the 17 mm Euro profile using the same key.

System 3000 – for demanding use

The KESO 3000 system is KESO's premium system. This is the ideal system for complex authorisation structures and high security.

The unique rhombus-shaped key offers more convenience and enhanced copy protection. The patented system with closed key channels prevents mechanical friction between the key and the stator. The system's high level of security is founded on two pillars: enhanced copy protection due to complexity of multi-level drills and the omega option. Improved break-in protection thanks to the use of premium materials and options to prevent break-ins, pulling and drilling. Item codes in this system start with the number 3.

INNOVATION

Locking systems are permuted with up to five sets of pins, which can be arranged in 13 new positions in three rows (drilling patterns). Offsetting the key passage way doubles the numbers of side combinations. KESO does not work with divided sets of pins when making calculations for locking systems. The central cylinders thus achieve the same level of security as the standard cylinder.

The KESO 4000S omega system also offers our patented active copy protection omega for KESO 4000S systems.

The optional KESO ABS technology effectively protects against the drilling open and core-pulling. The core pins are made of hardened and refined steel. The housing and core include additional drill-open protection made of bolts carbide, which increases the time required for attack enormously.

System 3000 ChangeCode Mechanical reprogramming in case of key loss

The ingenious cylinder with up to six different mechanical locking options that can be encoded by the user at any time using purely mechanical methods. Converting from one locking option to another is extremely easy and takes just a few seconds. In case of key loss, this allows you change the code within a matter seconds without the need to remove or replace the cylinder.

This system which is unique in locking systems has proved its value with customers where a group of people operate locking options in many locations. Good examples include solutions for the fire service or for companies with many services, such as vending machine and lifts. However, KESO ChangeCode customers also include home and holiday home owners.

► Chapter 9

System 2000S – Combinable

This system is KESO's answer to combining economic aspects of daily life with reliable security.

Flexibility is the «keyword» with the KESO 2000S. In some master key systems doors are fitted with mortise locks that have different cylinder cut-outs and thus require a great deal of work to change over cylinders. The KESO 2000S System combines the 22 mm System Swiss round profile with the 17 mm Euro profile using the same key. We also offer double cylinders, single cylinders and thumbturn cylinders as options for a modular system.

The patented KESO-concept on tumbler pins and corresponding stepped holes on the key ensures a very high degree of copy protection.

System 2000 – Basics

The KESO 2000 System is a non-registered locking system. It is used for coded individual locking and for extensions to existing systems. However, the system still offers advantages such as modular technology or 1 key for 2 profiles. Item codes for this system start with the number 2.

CONTINUITY

The KESO 2000S omega system additionally offers our patented active copy protection omega for KESO 2000S systems.

System 2000S omega EuroChangeCode

Mechanical reprogramming
in case of key loss

The ingenious cylinder with up to three different mechanical locking options that can be encoded by the user at any time using purely mechanical methods (only available with Euro profile and standard locking option).

► Chapter 9



Mechatronic systems

Locking system management creates transparency within the organisation.

Locking system management creates transparency within the organisation.

Professional management of a locking system is accomplished today via central management with user-friendly software. All components in a locking system are connected online or information is transferred via data media or programmers.

The KESO-developed management software KESO k-entry® handles these tasks and provides a number of unrivalled benefits:

Practical benefits

- Professional key management
- Personalization of the user interface
- An intuitive user interface
- Clearly defined authorisation management system
- Extensive filter and search functions
- Integrated report generator
- Software update and support via Internet
- Automated database backup function
- Key receipts individually designed and printed
- Flexible upgrades by means of a modular software licensing model
- Low maintenance costs thanks to the use of existing IT data structures

COMPATIBILITY

Well-thought-out system extension with mechatronics

Extensions with mechatronic/electronic elements, such as readers (i-reader), handle locks (i-handle), double knobs (i-turn) and mechatronic cylinders, ensure flexible access control for customers. Access can easily be granted with the k-entry software.

Depending on the version, programming is possible via the network or using a programmer. KESO network-on-key technology also enables virtual networks due to the ability to store data portably on the medium (mechatronic key, card, or fob).



KESO management software k-entry®

KESO k-entry® combines mechanical, mechatronic, and electronic locking systems in an organisational network.



KESO network-on-key Technology

KESO NOK supports the transfer of data and information from KESO k-entry® to offline or stand-alone-systems.

KESO KEK i-turn: The new double cylinder knob from our mechatronic range can be easily and quickly installed into existing doors without wiring. It blends into the existing structural conditions perfectly.



KESO concept planning

KESO SKP and TKP

KESO conceptual design for security and fitting products.



Conceptual design and planning of locking systems

Our conceptual approach in the planning and implementation of complete locking systems enhances security in practical terms.

From analysis to deployment, all the factors are checked, defined and continuously adjusted as needed by qualified KESO staff together with customers and architects. This approach offers best possible project clarity and cost compliance at any time, while also guaranteeing a clear, needs-driven selection of products. KESO specialist partners are near you for day-to-day operations.

Conceptual planning of doors

Our professional door concept planning approach (DCP) regards the door as a functional unit.

We offer comprehensive advisory services, from a rough analysis to the detailed design and implementation, while taking into account current standards and regulations. The solution is installed by a professional specialist.

We can optionally also handle project management for the implementation of door concepts. This means that you have only one contact for the entire project. We specifically co-ordinate the interfaces and process flows to ensure cost-effective and timely implementation.

After the conclusion of a project, you receive comprehensive documentation, comprising the following (for example): Door documentation, numbering concept, escape routes, rescue routes, and zoning plans. The documentation guarantees you an overview of the doors in the building; you can thus access the data you need at any time (e.g. for repairs or inventory purposes).

PLANNING

PLANNING

Options

Choose from a variety of options

For more information on special equipment, please read our brochures which you can download from www.assaabloy.ch.



Drill open protection (ABS)
Carbide inserts protect the cylinder against attempts to drill it open. ABS is offered single sided by default, but is also available for both sides. Drill open protection Fasif 1 is supplied by default with the KESO 4000S, 3000, and 2000S standard systems. KESO also offers additional drill open protection for enhanced security.



Pulling protection
Pulling protection prevents attempts to pull the rotor out of the cylinder housing. At the same time, these cylinders have an integrated ABS function and are thus compliant with extremely stringent security requirements.



Priority function
The key has been inserted into the cylinder on the inside, but you need to open the door from the outside. This is no problem if you have a cylinder with a priority function, as the cylinder can be actuated from both sides.



Oxidation protection
Select the oxidation protection option if you wish your cylinders to be coated with a chemical nickel plating. This eliminates the risk of corrosion. Cylinders with oxidation protection are only available in standard colours.



Locking without a key (key can be removed in open and closed positions)
This function is only available for push cylinders. When the lock is opened, the cylinder advances and you can remove the key. To lock, just push the cylinder: there is no need for a key.



Forced locking (key removable in closed position)
You can open the cylinder. The «forced locking» function prevents you from removing the key. You must lock the cylinder with the key before you can remove the key.



Locking with a key (key can be removed in open position)
After opening the cylinder, you can remove the key. You need the matching key to relock the cylinder.



ChangeCode / EuroChangeCode
The ChangeCode cylinder is purely mechanical and can be set to 6 or 3 different locking options. The CH Profile ChangeCode cylinder is available for the KESO 3000 system. The EuroChangeCode cylinder is available for the KESO 2000S omega system (serial locking option).



Emergency key
The emergency key is used in special double cylinders to push out a key inserted on the other side of a cylinder.

Safe and secure thanks to certified security

VdS certification for KESO Euro profile cylinders.

KESO Euro profile cylinders are VdS-certified

KESO Euro profile cylinders are certified by VdS Schadenverhütung GmbH. The high, in-plant security standards are thus checked yet another time and offer you assurance that you receive optimally reliable products in both retail product and locking system ranges.







You can obtain VdS-approved KESO cylinders as a plant cylinder from your specialist partner / locksmith.

What is the difference between the individual

VdS classes? Profile cylinders meet the requirements specified in VdS 2156 (requirements for profile cylinders) with regard to resistance to forced entry methods, security against lock picking, wear resistance, corrosion protection and lock variances.

Class B has very high requirements, greater than those in Class A or in cylinders which comply with VdS Home. If cylinders feature additional cylinder protection, a "Z" is added to the class, e.g. "BZ". If cylinders are also approved for use in switch mechanisms for alarm systems, a plus sign is added, e.g. "B+" or "BZ+". (Taken for VdS webpage)

You can find more information at www.vds.de

VdS Home Basic security for simple applications	 
VdS A Enhanced security for medium requirements	 
VdS B, BZ and B(+) High security for special requirements	 

Partnership

The aim of our affiliate program is to establish a fine-meshed network that ensures KESO products are widely available.

Contact your sales representative. He/she will be happy to take the time to discuss the topic in detail with you.

KESO products can be obtained from qualified locksmith services and from fittings and ironmongery wholesalers and retailers. With our nationwide sales points, we guarantee the customer both high quality products, and local and professional partnership in the field of doors.

The KESO specialist dealer

Authorised specialist dealers are trained and certified by KESO. They actively advise their customers on solutions and products.

- Sales of the KESO mechanical range
- Advisory services for potential customers in the region
- Access to KESO marketing materials
- Training for product range and locking system planning
- Access to KESO sales support

The service partner

Certified service partners offer their customers a comprehensive service. They produce KESO keys themselves on their own milling machines. They also offer a cylinder conversion service. Besides production, they also handle administrative management of all security-related information.

- Sales of KESO mechanical range
- Production of KESO keys in a single phase
- Cylinder extension and conversion service (final installation of cylinders)
- Advisory service for potential customers in the region
- Access to KESO marketing materials
- Training for product range and locking system planning
- Access to KESO sales support

The works partner

Certified works partners offer a complete service. With a KESO license and the required equipment, they offer pre-assembly and final installation of cylinders for key production and conversion. Perfect production methods are supplemented by administrative management of all security-relevant specifications.

- Sales of KESO mechanical range
- Production of KESO keys in a single phase
- Cylinder extension and conversion service (final installation of cylinders)
- Populating of cylinders (cylinder pre-assembly)
- Advisory service for potential customers in the region
- Access to KESO marketing materials
- Training for product range and locking system planning
- Access to KESO sales support

Keys



Metal keys	14-15
Coloured cap keys	16
Long and extra-long keys	17
Mechatronic keys	18

Key range

Metal keys



Round keys

System	Product number
2000S	20.109
2000S Ω	20.214
3000	30.103
3000 Ω	30.116
4000S Ω	40.102

The round key is the classic key among key designs; it is offered in all KESO locking systems.



Trapeze keys

System	Product number
2000S	20.116
2000S Ω	20.208
3000	30.101
3000 Ω	30.118
4000S Ω	40.100

The trapeze key is the epitome of the KESO key due to its unmistakable shape.

Thanks to its exclusive bow, the trapeze key offers optimum user friendliness. It fits nicely in the user's hand and makes it easy to actuate the cylinder. Our unique colour caps make it even easier to identify keys on your keyring. The trapeze key is offered for all KESO master key systems.

X0 . XXX / 000 / 01

1 2 3

1: System	2 2000S Ω, 2000S 3 3000 Ω, 3000 4 4000S Ω
2: Key design	000 Standard 005 Duplo 009 Conversion key CC 010 Omega 074 Omega Duplo
3: Surface	01 Standard 02 Hard chrome-plated 03 Gold-plated

X0 . XXX / 000 / 01

1 2 3

1: System	2 2000S Ω, 2000S 3 3000 Ω, 3000 4 4000S Ω
2: Key design	000 Standard 005 Duplo 009 Conversion key CC 010 Omega 074 Omega Duplo
3: Surface	01 Standard 02 Hard chrome-plated 03 Gold-plated



Long keys

System	Product number
2000S	20.124
2000S Ω	20.141
3000	30.108
3000 Ω	30.114
4000S Ω	40.104

Long key with 10 mm key shaft.

Thanks to its design, the long key is perfect for situations where security locksets are fitted with protective disks.



Extra-long keys

System	Product number
2000S	20.218
2000S Ω	20.228
3000	30.110
3000 Ω	30.112
4000S Ω	40.106

Extra-long key with 15 mm key shaft.

X0 . XXX / 000 / 01

1 2 3

1: System	2 2000S Ω, 2000S 3 3000 Ω, 3000 4 4000S Ω
2: Key design	000 Standard 005 Duplo 009 Conversion key CC 010 Omega 074 Omega Duplo
3: Surface	01 Standard 02 Hard chrome-plated 03 Gold-plated

X0 . XXX / 000 / 01

1 2 3

1: System	2 2000S Ω, 2000S 3 3000 Ω, 3000 4 4000S Ω
2: Key design	000 Standard 005 Duplo 009 Conversion key CC 010 Omega 074 Omega Duplo
3: Surface	01 Standard 02 Hard chrome-plated 03 Gold-plated

Key range

Coloured cap keys



Coloured cap keys

System	Product number
2000S	20.970
2000S Ω	20.970
3000	30.970
3000 Ω	30.970
4000S	40.970

KESO color caps provide an extremely practical, fast method of identification. You can choose from a range of 18 RAL colors. The tried and tested precision design is far superior to conventional pull-on plastic covers. Our color caps are comfortable to handle too, thanks to high quality materials and optimized shapes.

Replacement caps for _0.970

Bow colour	Product number
signal yellow	A.405 / 26
light ivory	A.405 / 27
neon orange	A.405 / 28
traffic orange	A.405 / 29
sulphur yellow	A.405 / 30
ruby red	A.405 / 33
traffic red	A.405 / 34
erica violet	A.405 / 43
purple	A.405 / 47
ultramarine blue	A.405 / 52
pastel blue	A.405 / 54
traffic green	A.405 / 64
moss green	A.405 / 65
yellow green	A.405 / 68
signal grey	A.405 / 74
deer brown	A.405 / 86
pure white	A.405 / 91
graphite black	A.405 / 92

► To change colour caps, you will need a fitting device, please refer to page 207

X0.970/000/52/01

1: System	2 2000S Ω, 2000S 3 3000 Ω, 3000 4 4000S Ω	3: Bow colour	26 signal yellow 27 light ivory 28 neon orange 29 traffic orange 30 sulphur yellow 33 ruby red 34 traffic red 43 erica violet 47 purple 52 ultramarine blue 54 pastel blue 64 traffic green 65 moss green 68 yellow green 74 signal grey 86 deer brown 91 pure white 92 graphite black	4: Surface	01 Standard 02 Hard chrome-plated 03 Gold-plated
2: Key design	000 Standard 005 Duplo 010 Omega 074 Omega Duplo				



Long keys

System	Product number
2000S with coloured cap	20.810.000
2000S Ω with coloured cap	20.810.010
3000 with coloured cap	30.810.000
3000 Ω with coloured cap	30.810.010
4000S Ω with coloured cap	40.810.010

Long key with 10 mm key shaft.

KESO long and extra-long colour cap keys are beautifully styled and can be equipped with RFID technology for third party applications on request.

Thanks to its design, the long key is perfect for situations where security locksets are fitted with protective disks.



Extra-long keys

System	Product number
2000S with coloured cap	20.811.000
2000S Ω with coloured cap	20.811.010
3000 with coloured cap	30.811.000
3000 Ω with coloured cap	30.811.010
4000S Ω with coloured cap	40.811.010

Extra-long key with 15 mm key shaft.

Thanks to its design, the long key is perfect for situations where security locksets are fitted with protective disks.

X0.81X/000/52/00/01

1 2 3 4 5

1: System	2 2000S Ω, 2000S 3 3000 Ω, 3000 4 4000S Ω	3: Bow colour	26 signal yellow 27 light ivory 28 neon orange 29 traffic orange 30 sulphur yellow 33 ruby red 34 traffic red 43 erica violet 47 purple 52 ultramarine blue 54 pastel blue 64 traffic green 65 moss green 68 yellow green 74 signal grey 86 deer brown 91 pure white 92 graphite black 96 Black grey	4: RFID add-on	00 without 10 Legic Advant 4k 11 Legic Prime 1k 20 Mifare Desfire 21 Mifare Classic 1k (ISO 14443A)
2: Key design	000 Standard 005 Duplo 009 Conversion key CC 010 Omega 074 Omega Duplo			5: Surface	01 Standard 02 Hard chrome-plated 03 Gold-plated

Key range

Mechatronic keys



KEK Mechatronic key – Long

KEK Mechatronic key – Extra long

System	Product number
2000S with coloured cap	20.812.000
2000S Ω with coloured cap	20.812.010
3000 with coloured cap	30.812.000
3000Ω with coloured cap	30.812.010
4000S Ω with coloured cap	40.812.010

System	Product number
2000S with coloured cap	20.813.000
2000S Ω with coloured cap	20.813.010
3000 with coloured cap	30.813.000
3000Ω with coloured cap	30.813.010
4000S Ω with coloured cap	40.813.010

Mechatronic key, long with 10 mm key shaft.

Mechatronic key, extra-long with 15 mm key shaft.

KESO long and extra-long colour cap keys are beautifully styled and can be equipped with RFID technology for third party applications on request.

X0.81X/000/52/00/01

1: System	2 2000S Ω, 2000S 3 3000 Ω, 3000 4 4000S Ω	3: Bow colour	26 signal yellow 27 light ivory 28 neon orange 29 traffic orange 30 sulphur yellow 33 ruby red 34 traffic red 43 erica violet 47 purple 52 ultramarine blue 54 pastel blue 64 traffic green 65 moss green 68 yellow green 74 signal grey 86 deer brown 91 pure white 92 graphite black 96 Black grey	4: RFID add-on	00 without 10 Legic Advant 4k 11 Legic Prime 1k 20 Mifare Desfire 21 Mifare Classic 1k (ISO 14443A)
2: Key design	000 Standard 005 Duplo 009 Conversion key CC 010 Omega 074 Omega Duplo			5: Surface	01 Standard 02 Hard chrome-plated 03 Gold-plated

Locking cylinders Euro profile

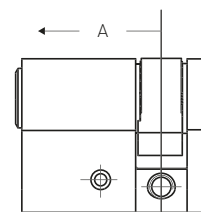
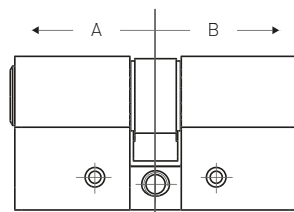
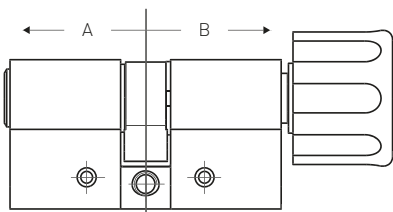
2

Information on locking cylinders	20
Double cylinders	21–33
Short cylinders	34
Thumbturn cylinders	35–40
Single cylinders	42–51

Information on locking cylinders

Extensions:
Locking cylinders
with Euro profile

← A	B →
30 mm	30 mm
35 mm	35 mm
40 mm	40 mm
45 mm	45 mm
50 mm	50 mm
55 mm	55 mm
60 mm	60 mm
65 mm	65 mm
70 mm	70 mm
75 mm	75 mm
80 mm	80 mm
85 mm	85 mm
90 mm	90 mm
95 mm	95 mm



Depending on the type of cylinder, not all lengths are available.

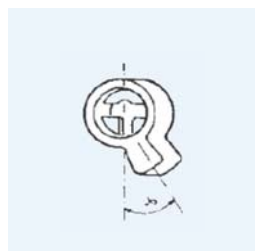


Lengths for standard cylinders above 95 mm on request.



Side A on the outside (special functions, i.e. priority, drilling protection).

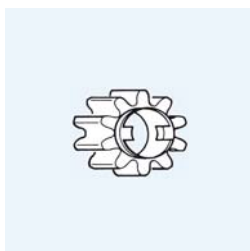
Cylinder cams (from side A viewpoint)




SR Standard cam, right-hand



SL Standard cam, left-hand



MT Multilock cam
MS Multilock cam, narrow



SP Spider cams

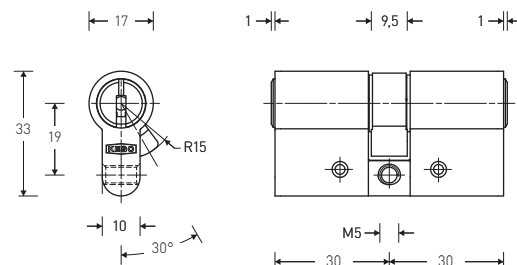


BR Biffar cam, right-hand



BL Biffar cam, left-hand

Double cylinder Standard



	4000S Ω	4000S	2000S Ω	2000S
Chrome nickel steel	41.215		21.215	
Sidra metal	41.415		21.415	
Chrome/sidra material mix	41.915		21.915	

VdS

Standard double cylinder with Euro profile for mortise locks and surface-mounted locks of all types.

- Material: chrome nickel steel or Sidra metal
- Standard length: 30/30 mm
- Chrome nickel steel connecting bar
- With hardened tumblers HRC60

Options

- System
- Cylinder material
- Length A
- Length B
- Cam type
- Sleeve A colour
- Sleeve B colour
- Rotor colour
- ABS
- Oxide

Scope of delivery

- 1 double cylinder
- 1 fastening screw, M5 × 75 mm

VdS Certification

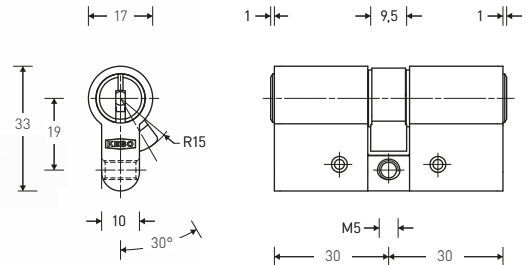
- Standard: VdS A
- Including drilling protection: VdS BZ (systems)
- VdS BZ+ (individual lockings)

41.215/30.0/30.0/SR/01/01/0/0/N
 41.415/30.0/30.0/SR/03/03/0/0/N
 41.915/30.0/30.0/SR/01/03/0/0/N

1: System	2 2000S Ω, 2000S 4 4000S Ω	5: Cam type	SR Standard position R SL Standard position L MT Multilock MS Multilock narrow SP Spider gear wheel BR Biffar, right-hand BL Biffar, left-hand FN Third-party cam enclosed	7: Sleeve B colour	01 CRNI 02 nickel-plated 03 chrome-plated, matt 04 gold deco 05 bronzed/light 07 black 08 glossy, chrome-plated
2: Cylinder material	2 Chrome nickel steel 4 Sidra metal 9 CrNi/Sidra material mix	6: Sleeve A colour	01 CRNI 02 nickel-plated 03 chrome-plated, matt 04 gold deco 05 bronzed/light 07 black 08 glossy, chrome-plated	8: Rotor colour	0 Standard rotor colour 1 With coloured rotor
3: Length A	30 30 mm 35 35 mm 40 40 mm XX 5 mm increments			9: ABS	0 Without drill-open protection A Side A
4: Length B	30 30 mm 35 35 mm 40 40 mm XX 5 mm increments			10: Oxide	N Without oxidation protection J With oxidation protection

Double cylinder

Indoor areas



4000S Ω	4000S
41.715	

2000S Ω	2000S
21.715	

Sidra metal

VdS

Double cylinder in Euro profile for indoor areas.

- Material: Sidra metal, nickel-plated
- Thumb turn: nickel-plated brass
- Standard length: 30/30 mm Jacket-type connecting bar (3-part), made of steel/ Sidra metal, thumb turn on one side
- With hardened HRC60 tumblers

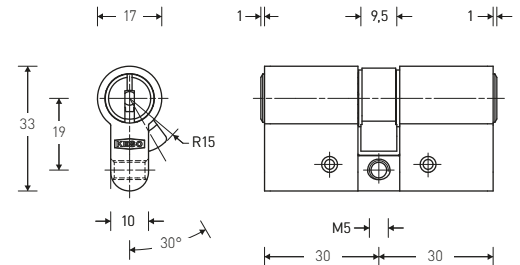
Options	Scope of delivery
System	1 double cylinder
Cylinder material	1 fastening screw
Length A	M5 × 85 mm
Length B	VdS Certification
Cam type	Standard: VdS A
Sleeve A colour	
Sleeve B colour	
Rotor colour	

41.715/30.0/30.0/SR/02/02/0/0/N

1: System	2 2000S Ω, 2000S 4 4000S Ω	5: Cam type	SR Standard position R SL Standard position L MT Multilock MS Multilock narrow SP Spider gear wheel BR Biffar, right-hand BL Biffar, left-hand FN Third-party cam enclosed	8: Rotor colour	0 Standard rotor colour 1 With coloured rotor
2: Cylinder material	4 Sidra metal	6: Sleeve A colour	02 nickel-plated 04 gold deco 05 bronzed/light	9: ABS	0 Without drill-open protection
3: Length A	30 30 mm 35 35 mm 40 40 mm 50 50 mm	7: Sleeve B colour	02 nickel-plated 04 gold deco 05 bronzed/light	10: Oxide	N Without oxidation protection
4: Length B	30 30 mm 35 35 mm 40 40 mm 50 50 mm				

Double cylinder

With priority function



	4000S Ω	4000S	2000S Ω	2000S
Chrome nickel steel	41.216		21.216	
Sidra metal	41.416		21.416	
Chrome/sidra material mix	41.916		21.916	



For residential buildings, hospitals, care homes and retirement homes.

This cylinder is equipped with a special coupling, which gives the outer cylinder side, that is, the key inserted from the outside, priority at all times.

If a key is inserted on the inside, access from the outside is still guaranteed.

- Material: chrome nickel steel or Sidra metal
- Standard length: 30/30 mm
- Chrome nickel steel connecting bar

Options

- System
- Cylinder material
- Length A
- Length B
- Cam type
- Sleeve A colour
- Sleeve B colour
- Rotor colour
- ABS
- Oxide

Scope of delivery

- 1 double cylinder
- 1 fastening screw, M5 × 75 mm

VdS Certification

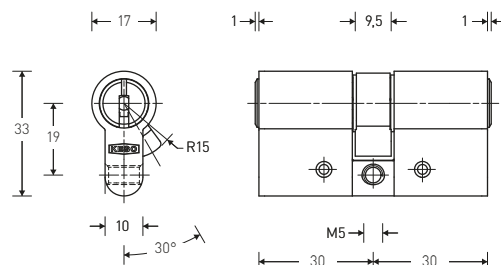
- Standard: VdS A
- Including drilling protection: VdS BZ (systems)
- VdS BZ+ (individual lockings)

41.216/30.0/30.0/SR/01/01/0/0/N
 41.416/30.0/30.0/SR/03/03/0/0/N
 41.916/30.0/30.0/SR/01/03/0/0/N

1: System	2 2000S Ω, 2000S 4 4000S Ω	5: Cam type	SR Standard position R SL Standard position L MT Multilock MS Multilock narrow SP Spider gear wheel BR Biffar, right-hand BL Biffar, left-hand FN Third-party cam enclosed	7: Sleeve B colour	01 CRNI 02 nickel-plated 03 chrome-plated, matt 04 gold deco 05 bronzed/light 07 black 08 glossy, chrome-plated
2: Cylinder material	2 Chrome nickel steel 4 Sidra metal 9 CrNi/Sidra material mix	6: Sleeve A colour	01 CRNI 02 nickel-plated 03 chrome-plated, matt 04 gold deco 05 bronzed/light 07 black 08 glossy, chrome-plated	8: Rotor colour	0 Standard rotor colour 1 With coloured rotor
3: Length A	30 30 mm 35 35 mm 40 40 mm XX 5 mm increments	9: ABS		10: Oxide	N Without oxidation protection J With oxidation protection
4: Length B	30 30 mm 35 35 mm 40 40 mm XX 5 mm increments				

Double cylinder

With priority function for indoor areas



4000S Ω	4000S
41.716	

2000S Ω	2000S
21.716	

Sidra metal



Euro profile double cylinder for indoor areas. For residential buildings, hospitals, retirement and old people's homes. This cylinder features a special coupling which guarantees priority for the outer cylinder side or a key inserted from the outside at all times. Access from the outside is assured even if there is a key inserted on the inside.

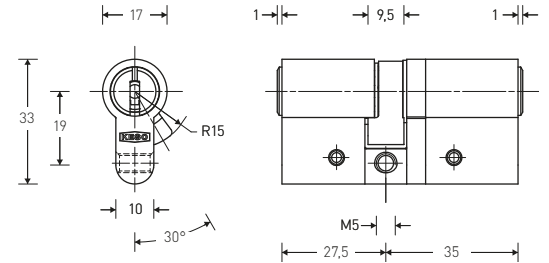
- Material: Sidra metal, nickel-plated
- Standard length: 30/30 mm
- Jacket-type connecting bar (3-part), made of steel/Sidra metal
- Max. 50/50 mm long

Options	Scope of delivery
System	1 double cylinder
Cylinder material	1 fastening screw
Length A	M5 × 85 mm
Length B	
Cam type	VdS Certification
Sleeve A colour	
Sleeve B colour	Standard: VdS A
Rotor colour	

41.716/30.0/30.0/SR/02/02/0/0/N

1: System	2 2000S Ω, 2000S 4 4000S Ω	5: Cam type	SR Standard position R SL Standard position L MT Multilock MS Multilock narrow SP Spider gear wheel BR Biffar, right-hand BL Biffar, left-hand FN Third-party cam enclosed	8: Rotor colour	0 Standard rotor colour 1 With coloured rotor
2: Cylinder material	4 Sidra metal			9: ABS	0 Without drill-open protection
3: Length A	30 30 mm 35 35 mm 40 40 mm 50 50 mm			10: Oxide	N Without oxidation protection
4: Length B	30 30 mm 35 35 mm 40 40 mm 50 50 mm	6: Sleeve A colour	02 nickel-plated 04 gold deco 05 bronzed/light		
		7: Sleeve B colour	02 nickel-plated 04 gold deco 05 bronzed/light		

Double cylinder Asymmetric



Sidra metal

4000S Ω	4000S
41.465	

2000S Ω	2000S
21.465	

VdS

Asymmetric double cylinder with Euro profile for mortise locks and surface-mounted locks of all types.

- Material: chrome-plated, Sidra metal
- Standard length: 27.5/35 mm
- With hardened tumblers HRC60
- Chrome nickel steel connecting bar

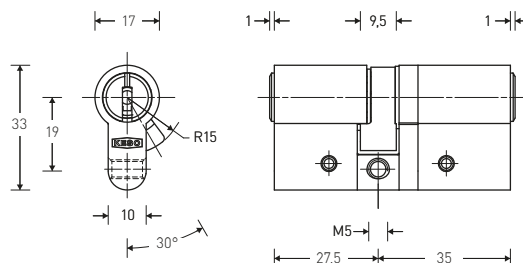
Options	Scope of delivery
System	1 double cylinder
Cylinder material	1 fastening screw, M5 × 75 mm
Length A	
Length B	
Cam type	VdS Certification
Sleeve A colour	Standard: VdS A
Sleeve B colour	Including drilling protection: VdS BZ (systems)
Rotor colour	VdS BZ+ (individual lock- ings)
ABS	
Oxide	

41.465 / 27.5 / 35.0 / SR / 03 / 03 / 0 / 0 / N

1: System	2 2000S Ω, 2000S 4 4000S Ω	6: Sleeve A colour	02 nickel-plated 03 chrome-plated, matt 04 gold deco 05 bronzed/light 07 black 08 glossy, chrome-plated	9: ABS	0 Without drill-open protection A Side A
2: Cylinder material	4 Sidra metal	7: Sleeve B colour	02 nickel-plated 03 chrome-plated, matt 04 gold deco 05 bronzed/light 07 black 08 glossy, chrome-plated	10: Oxide	N Without oxidation protection J With oxidation protection
3: Length A	27.5 27.5 mm	8: Rotor colour	0 Standard rotor colour 1 With coloured rotor		
4: Length B	35 35 mm 40 40 mm 45 45 mm 50 50 mm 55 55 mm 60 60 mm 65 65 mm				
5: Cam type	SR Standard position R SL Standard position L				

Double cylinder

Asymmetric, indoor areas



4000S Ω	4000S
41.765	

2000S Ω	2000S
21.765	

Sidra metal

VdS

Double cylinder, asymmetric, for indoor areas.

– Material: Sidra metal, nickel-plated Standard length: 27.5/35 mm With hardened HRC60 tumblers

Options _____ Scope of delivery _____

System
Cylinder material
Length A
Length B
Cam type
Sleeve A colour
Sleeve B colour
Rotor colour

1 double cylinder
1 fastening screw
M5 × 85 mm

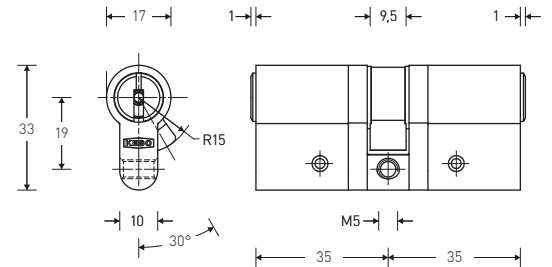
VdS Certification _____

Standard: VdS A

41.765 / 27.5 / 30.0 / SR / 02 / 02 / 0 / 0 / N

1: System	2 2000S Ω, 2000S 4 4000S Ω	7: Sleeve B colour	02 nickel-plated 04 gold deco 05 bronzed/light
2: Cylinder material	4 Sidra metal	8: Rotor colour	0 Standard rotor colour 1 With coloured rotor
3: Length A	27.5 27.5 mm	9: ABS	0 Without drill-open protection
4: Length B	30 30 mm 35 35 mm 40 40 mm 50 50 mm	10: Oxide	N Without oxidation protection
5: Cam type	SR Standard position R SL Standard position L		
6: Sleeve A colour	02 nickel-plated 04 gold deco 05 bronzed/light		

Double cylinder With freewheel cam



	4000S Ω	4000S	2000S Ω	2000S
Chrome nickel steel	41.20W		21.20W	
Sidra metal	41.40W		21.40W	

VdS

Double cylinder with 360° freewheeling cam for special anti-panic locks where the handle can still actuate the latch and deadbolt, even in the case of a locked cylinder, thus also turning the cam. Actuator position is not defined. The actuator can rotate freely if no key is inserted. When the key is inserted, the actuator is engaged.

- Material: chrome nickel steel or Sidra metal
- Standard colour: chrome nickel steel
- Standard length: 35/35 mm
- With hardened tumblers HRC60

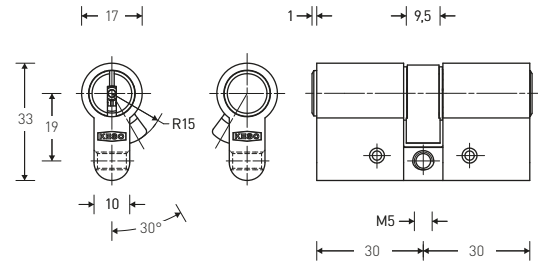
Options	Scope of delivery
System	1 double cylinder
Cylinder material	1 fastening screw, M5 × 75 mm
Length A	
Length B	
Cam type	
Sleeve A colour	VdS Certification
Sleeve B colour	Standard: VdS A
Rotor colour	Including drilling protection: VdS BZ (systems)
ABS	VdS BZ+ (individual lockings)
Oxide	

41.20W/35.0/35.0/SR/01/01/0/0/N
41.40W/35.0/35.0/SR/03/03/0/0/N

1 2 3 4 5 6 7 8 9 10

1: System	2 2000S Ω, 2000S 4 4000S Ω	6: Sleeve A colour	01 CRNI 02 nickel-plated 03 chrome-plated matt 04 gold deco 05 bronzed/light 07 black 08 glossy, chrome-plated	9: ABS	0 Without drill-open protection J With drill-open protection
2: Cylinder material	2 Chrome nickel steel 4 Sidra metal	7: Sleeve B colour	01 CRNI 02 nickel-plated 03 chrome-plated matt 04 gold deco 05 bronzed/light 07 black 08 glossy, chrome-plated	10: Oxide	N Without oxidation protection J With oxidation protection
3: Length A	35 35 mm 40 40 mm 45 45 mm XX 5 mm increments	8: Rotor colour	0 Standard rotor colour 1 With coloured rotor		
4: Length B	35 35 mm 40 40 mm 45 45 mm XX 5 mm increments				
5: Cam type	SR Standard position R SL Standard position L				

Double cylinder Dummy single sided



	4000S Ω	4000S	2000S Ω	2000S
Chrome nickel steel	41.241		21.241	
Sidra metal	41.441		21.441	
Chrome/sidra material mix	41.941		21.941	

VdS Euro profile double cylinder, without locking option on one side.

- Material: chrome nickel steel or Sidra metal
- Standard length: 30/30 mm
- With hardened tumblers HRC60

Options

- System
- Cylinder material
- Length A
- Length B
- Cam type
- Sleeve A colour
- Sleeve B colour
- Rotor colour
- ABS
- Oxide

Scope of delivery

- 1 double cylinder
- 1 fastening screw, M5 × 75 mm

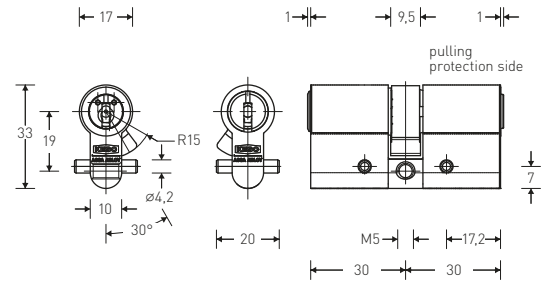
VdS Certification

- Standard: VdS A
- Including drilling protection: VdS BZ (systems)
- VdS BZ+ (individual lockings)

41.241/30.0/30.0/SR/01/01/0/0/N
 41.441/30.0/30.0/SR/03/03/0/0/N
 41.941/30.0/30.0/SR/01/03/0/0/N

1: System	2 2000S Ω, 2000S 4 4000S Ω	5: Cam type	SR Standard position R SL Standard position L MT Multilock MS Multilock narrow SP Spider gear wheel BR Biffar, right-hand BL Biffar, left-hand FN Third-party cam enclosed	7: Sleeve B colour	01 CRNI 02 nickel-plated 03 chrome-plated, matt 04 gold deco 05 bronzed/light 07 black 08 glossy, chrome-plated
2: Cylinder material	2 Chrome nickel steel 4 Sidra metal 9 CrNi/Sidra material mix	6: Sleeve A colour	01 CRNI 02 nickel-plated 03 chrome-plated, matt 04 gold deco 05 bronzed/light 07 black 08 glossy, chrome-plated	8: Rotor colour	0 Standard rotor colour 1 With coloured rotor
3: Length A	30 30 mm 35 35 mm 40 40 mm XX 5 mm increments	9: ABS		10: Oxide	0 Without drill-open protection A Side A N Without oxidation protection J With oxidation protection
4: Length B	30 30 mm 35 35 mm 40 40 mm XX 5 mm increments				

Double cylinder With pulling protection



	4000S Ω	4000S	2000S Ω	2000S
Chrome nickel steel	41.228		21.228	
Chrome/sidra material mix	41.928		21.928	



Double cylinder with Euro profile with pulling protection rotor and high-quality drill-open protection in sleeve and rotor.

- Material: chrome nickel steel
- Standard length: 30/30 mm
- Chrome nickel steel connecting bar
- Anchoring on longitudinal plate
- With hardened tumblers HRC60
- pulling protection
- Drill-open protection


Options	Scope of delivery
System	1 double cylinder
Cylinder material	1 fastening screw, M5 × 75 mm
Length A	
Length B	
Cam type	VdS Certification
Sleeve A colour	Standard:
Sleeve B colour	VdS BZ (systems)
Rotor colour	VdS BZ+ (individual lockings)
ABS	
Oxide	

41.228/30.0/30.0/SR/01/01/0/A/N
41.928/30.0/30.0/SR/01/03/0/A/N

1: System	2 2000S Ω, 2000S 4 4000S Ω	5: Cam type	SR Standard position R SL Standard position L MT Multilock MS Multilock narrow SP Spider gear wheel BR Biffar, right-hand BL Biffar, left-hand FN Third-party cam enclosed	7: Sleeve B colour	01 CRNI 02 nickel-plated 03 chrome-plated, matt 04 gold deco 05 bronzed/light 07 black 08 glossy, chrome-plated
2: Cylinder material	2 Chrome nickel steel 9 CrNi/Sidra material mix	6: Sleeve A colour	01 CRNI 02 nickel-plated 03 chrome-plated, matt 04 gold deco 05 bronzed/light 07 black 08 glossy, chrome-plated	8: Rotor colour	0 Standard rotor colour 1 With coloured rotor
3: Length A	30 30 mm 35 35 mm 40 40 mm XX 5 mm increments	9: ABS		10: Oxide	N Without oxidation protection J With oxidation protection
4: Length B	30 30 mm 35 35 mm 40 40 mm XX 5 mm increments				A Side A

Double cylinder

With cylinder extraction protection and priority function



	4000S Ω	4000S	2000S Ω	2000S
Chrome nickel steel	41.257		21.257	
Chrome/sidra material mix	41.957		21.957	



Double cylinder in Euro profile with cylinder extraction protection rotor, high-grade drilling protection and priority function. This cylinder features a special coupling which guarantees priority for the outer cylinder side or a key inserted from the outside at all times.

- Material: chrome nickel steel (_1.257)
- Material: chrome nickel steel / Sidra (_1.957)
- Standard length: 30/30 mm with connecting bar made of chrome nickel steel
- With HRC60 hardened tumblers

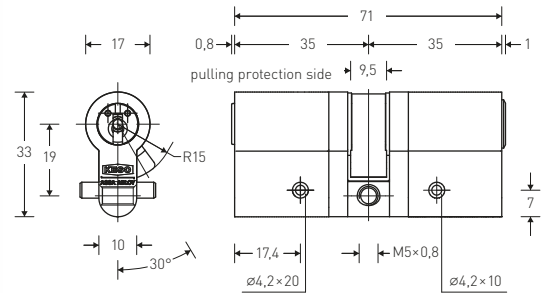
Options	Scope of delivery
System	1 double_cylinder fastening screw M5 × 85 mm
Cylinder material	
Length A	
Length B	VdS Certification
Cam type	Standard:
Sleeve A colour	VdS BZ (systems)
Sleeve B colour	VdS BZ+ (individual lockings)
Rotor colour	
ABS	
Oxide	

41.257/30.0/30.0/SR/01/01/0/A/N
41.957/30.0/30.0/SR/01/03/0/A/N

1: System	2 2000S Ω, 2000S 4 4000S Ω	5: Cam type	SR Standard position R SL Standard position L MT Multilock MS Multilock narrow SP Spider gear wheel BL Biffar, left-hand FN Third-party cam enclosed	7: Sleeve B colour	01 CRNI 02 nickel-plated 03 chrome-plated matt 04 gold deco 05 bronzed/light 07 black 08 glossy, chrome-plated
2: Cylinder material	9 CrNi/Sidra material mix 9 CrNi/Sidra material mix	6: Sleeve A colour	01 CRNI 02 nickel-plated 03 chrome-plated matt 04 gold deco 05 bronzed/light 07 black 08 glossy, chrome-plated	8: Rotor colour	0 Standard rotor colour 1 With coloured rotor
3: Length A	30 30 mm 35 35 mm 40 40 mm XX 5 mm increments			9: ABS	A Side A
4: Length B	30 30 mm 35 35 mm 40 40 mm XX 5 mm increments			10: Oxide	N Without oxidation protection J With oxidation protection

Double cylinder

Pulling protection with freewheel cams



Chrome nickel steel
Chrome/sidra material mix

4000S Ω	4000S
41.20X	
41.90X	

2000S Ω	2000S
21.20X	
21.90X	



Euro profile double cylinder with pulling protection and 360° freewheel cam for special anti-panic locks where the handle can still actuate the latch and deadbolt, even in the case of a locked cylinder.

With pulling protection rotor and high-quality drill-open protection in sleeve and rotor, including anchoring on backplate

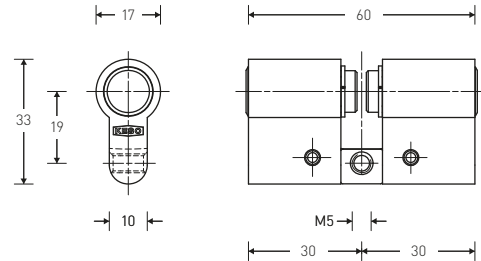
- Material: chrome nickel steel
- Standard length: 35/35 mm
- With hardened tumblers HRC60
- pulling protection
- Drill-open protection

Options	Scope of delivery
System	1 double cylinder
Cylinder material	1 fastening screw, M5 × 75 mm
Length A	
Length B	
Cam type	
Sleeve A colour	VdS Certification
Sleeve B colour	Standard:
Rotor colour	VdS BZ (systems)
ABS	VdS BZ+ (individual lockings)
Oxide	

41.20X/35.0/35.0/SR/01/01/0/0/N
41.90X/35.0/35.0/SR/01/03/0/0/N

1: System	2 2000S Ω, 2000S 4 4000S Ω	6: Sleeve A colour	01 CRNI 02 nickel-plated 03 chrome-plated, matt 04 gold deco 05 bronzed/light 07 black 08 glossy, chrome-plated	9: ABS	0 Without drill-open protection A Side A
2: Cylinder material	2 Chrome nickel steel 9 CrNi/Sidra material mix	7: Sleeve B colour	01 CRNI 02 nickel-plated 03 chrome-plated, matt 04 gold deco 05 bronzed/light 07 black 08 glossy, chrome-plated	10: Oxide	N Without oxidation protection J With oxidation protection
3: Length A	35 35 mm 40 40 mm 45 45 mm XX 5 mm increments	8: Rotor colour	0 Standard rotor colour 1 With coloured rotor		
4: Length B	35 35 mm 40 40 mm 45 45 mm XX 5 mm increments				
5: Cam type	SR Standard position R SL Standard position L				

Double cylinder Dummy both sides



Product number

21.403

Sidra metal

Double cylinder, Euro profile, dummy both sides.

- Material: Sidra metal
- Standard length: 30/30 mm
- Dummy cylinder
- No locking option available

Options

- System
- Cylinder material
- Length A
- Length B
- Cam type
- Sleeve A colour
- Sleeve B colour
- Rotor colour

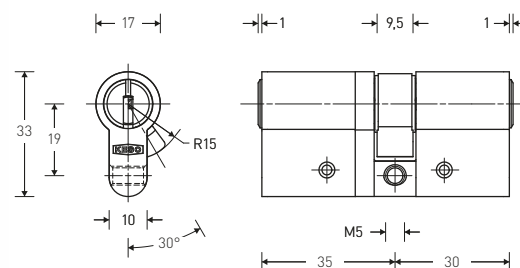
Scope of delivery

- 1 double cylinder
- 1 fastening screw,
M5 × 75 mm

21.403/30.0/30.0/0N/03/03/0

1: System	– without –	6: Sleeve A colour	02 nickel-plated 03 chrome-plated, matt 04 gold deco 05 bronzed/light 07 black 08 glossy, chrome-plated
2: Cylinder material	4 Sidra metal	7: Sleeve B colour	02 nickel-plated 03 chrome-plated, matt 04 gold deco 05 bronzed/light 07 black 08 glossy, chrome-plated
3: Length A	30 30 mm 35 35 mm 40 40 mm XX 5 mm increments	8: Rotor colour	0 Standard rotor colour 1 With coloured rotor
4: Length B	30 30 mm 35 35 mm 40 40 mm XX 5 mm increments		
5: Cam type	0N Without cam		

Double cylinder With Duplo function



	4000S Ω	4000S	2000S Ω	2000S
Chrome nickel steel	41.229		21.229	
Sidra metal	41.429		21.429	

VdS

Double cylinder with double locking function. The key action on the spring bolt can be actuated with a normal key; the Duplo key actuates the deadbolt and the key action on the spring bolt; lock-out function.

Locking function for staff entrances, etc. When placing locking system orders, please specify that this is a Duplo system, or that the system includes Duplo cylinders.

- Material: chrome nickel steel or Sidra metal
- Standard colour: chrome nickel steel or Sidra metal
- Standard length:
- Duplo single side: 35.0/30.0 mm
- Duplo both sides: 35.0/30.0 mm
- With hardened tumblers HRC60

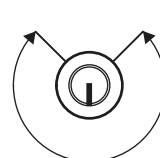
Options _____ Scope of delivery _____

System
Cylinder material
Length A
Length B
Cam type
Sleeve A colour
Sleeve B colour
Rotor colour
Oxide
Spec. Function

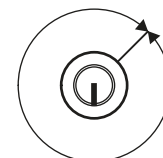
1 double cylinder
1 fastening screw,
M5 × 75 mm

VdS Certification _____
Standard: VdS A

Functions _____



270°
Normal key function

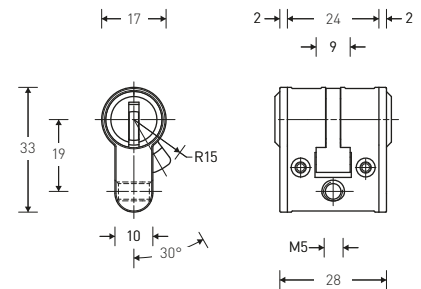


360°
Duplo key function

41.229/35.0/30.0/SR/01/01/0/0/N/S1
41.429/35.0/30.0/SR/01/03/0/0/N/S1

1: System	2 2000S Ω, 2000S 4 4000S Ω	6: Sleeve A colour	02 nickel-plated 03 chrome-plated, matt 04 gold deco 05 bronzed/light 07 black 08 glossy, chrome-plated	9: ABS	0 Without drill-open protection A Side A
2: Cylinder material	2 Chrome nickel steel 4 Sidra metal	7: Sleeve B colour	02 nickel-plated 03 chrome-plated, matt 04 gold deco 05 bronzed/light 07 black 08 glossy, chrome-plated	10: Oxide	N Without oxidation protection J With oxidation protection
3: Length A	35 35 mm 40 40 mm 45 45 mm XX 5 mm increments	8: Rotor colour	0 Standard rotor colour 1 With coloured rotor	11: Spec. Function	S1 Duplo side A S2 Duplo side A + B
4: Length B	30 30 mm 35 35 mm 40 40 mm XX 5 mm increments				
5: Cam type	SR Standard position R SL Standard position L				

Short cylinder



4000S Ω

Sidra metal

41.43Y

The Euro profile short cylinder is used in narrow metal or glass doors.

The short cylinder can be integrated with the KESO 4000S omega locking system (as per the separate equipment table).

- Material: chrome-plated, Sidra metal
- Basic length: 28 mm (with shields)
- For commercially available locks with Euro profile cutout
- Can be extended separately on both sides

Options _____ Scope of delivery _____

System
Cylinder material
Length A
Length B
Cam type
Sleeve A colour
Sleeve B colour
Rotor colour

1 short cylinder with shields
1 fastening screw,
M5 × 75 mm

Matching keys _____

Key shape	Lenght A/B			
	14 mm	16 mm	18 mm	26 mm
Colour cap keys	✓	✓		
Round keys	✓	✓		
Trapeze keys	✓	✓	✓	
Long keys	✓	✓	✓	
Extra-long	✓	✓	✓	✓

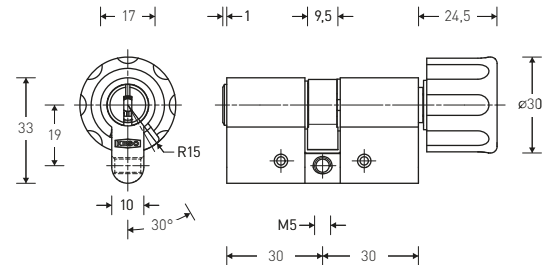
41.43Y/14.0/14.0/SR/31/31/1

1 2 3 4 5 6 7 8

1: System	4 4000S Ω	6: Sleeve A colour	03 chrome-plated, matt 04 gold deco 08 glossy, chrome-plated 31 Satin, nickel-plated
2: Cylinder material	4 Sidra metal	7: Sleeve B colour	03 chrome-plated, matt 04 gold deco 08 glossy, chrome-plated 31 Satin, nickel-plated
3: Length A	14 14 mm 16 16 mm 18 18 mm 26 26 mm	8: Rotor colour	1 With coloured rotor
4: Length B	14 14 mm 16 16 mm 18 18 mm 26 26 mm		
5: Cam type	SR Standard position R SL Standard position L		

Cylinder with thumb turn

Standard



	4000S Ω	4000S	2000S Ω	2000S
Chrome nickel steel	41.219		21.219	
Sidra metal	41.419		21.419	
Chrome/sidra material mix	41.919		21.919	

VdS

The thumb turn cylinder with Euro profile for mortise locks and surface-mounted locks of all kinds is mainly used in hotels, hospitals, homes for the elderly and care homes.

- Chrome nickel steel connecting bar
- With thumb turn on single side
- With hardened tumblers HRC60

Options	Scope of delivery
System	1 thumb turn cylinder
Cylinder material	1 fastening screw, M5 × 75 mm
Length A	
Length B	
Cam type	VdS Certification
Sleeve A colour	Standard: VdS A
Sleeve B colour	Including drilling protection: VdS BZ (systems)
Rotor colour	VdS BZ+ (individual lockings)
Thumbturn B	
ABS	
Oxide	

Thumbturn B

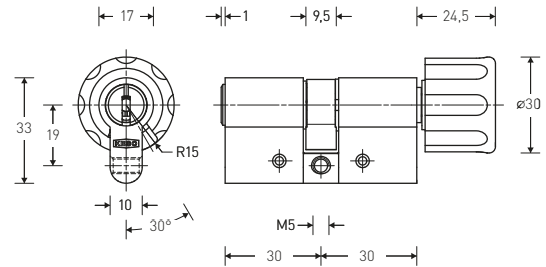


41.219/30.0/30.0/SR/01/01/0/E050/0/N
 41.419/30.0/30.0/SR/03/03/0/E050/0/N
 41.919/30.0/30.0/SR/01/03/0/E050/0/N

1: System	2 2000S Ω, 2000S 4 4000S Ω	5: Cam type	SR Standard position R SL Standard position L MT Multilock MS Multilock narrow SP Spider gear wheel BL Biffar, left-hand FN Third-party cam enclosed	8: Rotor colour	0 Standard rotor colour 1 With coloured rotor
2: Cylinder material	2 Chrome nickel steel 4 Sidra metal 9 CrNi/Sidra material mix	6: Sleeve A colour	01 CRNI 02 nickel-plated 03 chrome-plated, matt 04 gold deco 05 bronzed/light 07 black 08 glossy, chrome-plated	9: Thumbturn B	E050 30 mm standard E051 35 mm with key holding device E052 2-leaf
3: Length A	30 30 mm 35 35 mm 40 40 mm XX 5 mm increments	7: Sleeve B colour	01 CRNI 02 nickel-plated 03 chrome-plated, matt 04 gold deco 05 bronzed/light 07 black 08 glossy, chrome-plated	10: ABS	0 Without drill-open protection A Side A
4: Length B	30 30 mm 35 35 mm 40 40 mm XX 5 mm increments			11: Oxide	N Without oxidation protection J With oxidation protection

Thumb turn cylinder

Indoor areas



4000S Ω	4000S
41.719	

2000S Ω	2000S
21.719	

Sidra metal

VdS

Thumb turn cylinder in Euro profile for indoor areas. For mortise locks and rim locks of all types. Mainly used in hotels, hospitals, retirement and nursing homes.

- Material: Sidra metal, nickel-plated
- Thumb turn: nickel-plated brass
- Standard length: 30/30 mm
- Jacket-type connecting bar (3-part), made of steel/Sidra metal
- Thumb turn on one side
- With hardened HRC60 tumblers

Options	Scope of delivery
System	1 thumb_turn cylinder
Cylinder material	1 fastening screw
Length A	M5 × 85 mm
Length B	VdS Certification
Cam type	Standard: VdS A
Sleeve A colour	
Sleeve B colour	
Rotor colour	
Thumbturn B	

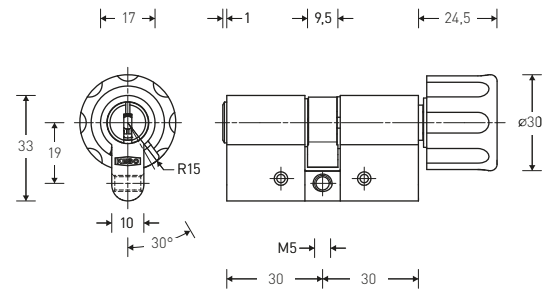
41.719/30.0/30.0/SR/02/02/0/E050/0/N

1 2 3 4 5 6 7 8 9 10 11

1: System	2 2000S Ω, 2000S 4 4000S Ω	5: Cam type	SR Standard position R SL Standard position L MT Multilock MS Multilock narrow SP Spider gear wheel BL Biffar, left-hand FN Third-party cam enclosed	8: Rotor colour	0 Standard rotor colour 1 With coloured rotor
2: Cylinder material	4 Sidra metal			9: Thumbturn B	E050 30 mm standard E051 35 mm with key holding device E052 2-leaf
3: Length A	30 30 mm 35 35 mm 40 40 mm 50 50 mm			10: ABS	0 Without drill-open protection
4: Length B	30 30 mm 35 35 mm 40 40 mm 50 50 mm	6: Sleeve A colour	02 nickel-plated 04 gold deco 05 bronzed/light	11: Oxide	N Without oxidation protection
		7: Sleeve B colour	02 nickel-plated 04 gold deco 05 bronzed/light		

Cylinder with thumb turn

With priority function



Chrome nickel steel
Sidra metal

4000S Ω	4000S
41.22U	
41.42U	

2000S Ω	2000S
21.22U	
21.42U	



Thumb turn cylinder Euro profile with priority function for residential buildings, psychiatric care, hospitals, homes for the elderly and retirement homes.

This cylinder is equipped with a special coupling, which gives the outer cylinder side, that is, the key inserted from the outside, priority at all times.

- Material: chrome nickel steel or Sidra metal
- Thumb turn: nickel-plated brass
- Standard length: 30/30 mm
- Priority function on key side
- Chrome nickel steel connecting bar
- With hardened tumblers HRC60

Options	Scope of delivery
System	1 thumb turn cylinder
Cylinder material	1 fastening screw, M5 × 75 mm
Length A	
Length B	
Cam type	VdS Certification
Sleeve A colour	Standard: VdS A
Sleeve B colour	Including drilling protection: VdS BZ (systems) VdS BZ+ (individual lockings)
Rotor colour	
Thumbturn B	
ABS	
Oxide	

Thumbturn B

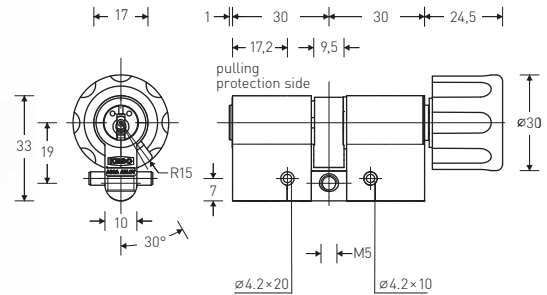


41.22U/30.0/30.0/SR/01/01/0/E050/0/N
41.42U/30.0/30.0/SR/03/03/0/E050/0/N

1: System	2 2000S Ω, 2000S 4 4000S Ω	5: Cam type	SR Standard position R SL Standard position L MT Multilock MS Multilock narrow SP Spider gear wheel BL Biffar, left-hand FN Third-party cam enclosed	7: Sleeve B colour	01 CRNI 02 nickel-plated 03 chrome-plated, matt 04 gold deco 05 bronzed/light 07 black 08 glossy, chrome-plated
2: Cylinder material	2 Chrome nickel steel 4 Sidra metal	6: Sleeve A colour	01 CRNI 02 nickel-plated 03 chrome-plated, matt 04 gold deco 05 bronzed/light 07 black 08 glossy, chrome-plated	8: Rotor colour	0 Standard rotor colour 1 With coloured rotor
3: Length A	30 30 mm 35 35 mm 40 40 mm XX 5 mm increments	9: Thumbturn B		9: Thumbturn B	E050 30 mm standard E051 35 mm with key holding device E052 2-leaf
4: Length B	30 30 mm 35 35 mm 40 40 mm XX 5 mm increments	10: ABS		10: ABS	0 Without drill-open protection A Side A
		11: Oxide		11: Oxide	N Without oxidation protection J With oxidation protection

Cylinder with thumb turn

With pulling protection



	4000S Ω	4000S
Chrome nickel steel	41.239	
Chrome/sidra material mix	41.939	

	2000S Ω	2000S
	21.239	
	21.939	



Thumb turn cylinder with Euro profile with pulling protection rotor and carbide pins for high-quality drill-open protection, in sleeve and rotor.

- Material: chrome nickel steel
- Thumb turn: nickel-plated brass
- Standard length: 30/30 mm
- Anchoring on longitudinal plate
- Chrome nickel steel connecting bar
- With hardened tumblers HRC60
- pulling protection
- Drill-open protection

Options	Scope of delivery
System	1 thumb turn cylinder
Cylinder material	1 fastening screw, M5 × 75 mm
Length A	
Length B	
Cam type	VdS Certification
Sleeve A colour	Standard: VdS A
Sleeve B colour	Including drilling protection:
Rotor colour	VdS BZ (systems)
Thumbturn B	VdS BZ+ (individual lockings)
ABS	
Oxide	

Thumbturn B



E.050
Standard



E.051



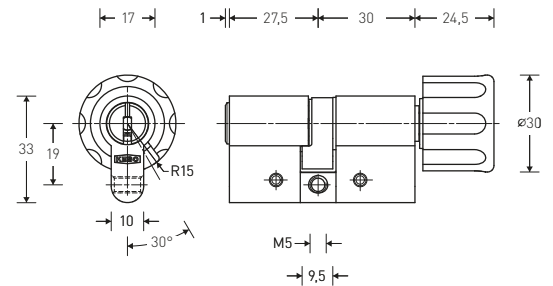

E.052

41.239/30.0/30.0/SR/01/01/0/E050/A/N
41.939/30.0/30.0/SR/01/03/0/E050/A/N

1: System	2 2000S Ω, 2000S 4 4000S Ω	5: Cam type	SR Standard position R SL Standard position L MT Multilock MS Multilock narrow SP Spider gear wheel BL Biffar, left-hand FN Third-party cam enclosed	7: Sleeve B colour	01 CRNI 02 nickel-plated 03 chrome-plated, matt 04 gold deco 05 bronzed/light 07 black 08 glossy, chrome-plated
2: Cylinder material	2 Chrome nickel steel 9 CrNi/Sidra material mix 2 Chrome nickel steel 9 CrNi/Sidra material mix	6: Sleeve A colour	01 CRNI 02 nickel-plated 03 chrome-plated, matt 04 gold deco 05 bronzed/light 07 black 08 glossy, chrome-plated	8: Rotor colour	0 Standard rotor colour 1 With coloured rotor
3: Length A	30 30 mm 35 35 mm 40 40 mm XX 5 mm increments			9: Thumbturn B	E050 30 mm standard E051 35 mm with key holding device E052 2-leaf
4: Length B	30 30 mm 35 35 mm 40 40 mm XX 5 mm increments			10: ABS	A Side A
				11: Oxide	N Without oxidation protection J With oxidation protection

Cylinder with thumb turn

Asymmetric



Sidra metal

4000S Ω	4000S
41.466	

2000S Ω	2000S
21.466	

VdS

Asymmetric Euro profile thumb turn cylinder.

- Material: Sidra metal
- Thumb turn: nickel-plated brass
- Standard length: 27.5/35 mm
- Chrome nickel steel connecting bar
- With hardened tumblers HRC60

Options	Scope of delivery
System	1 thumb turn cylinder
Cylinder material	1 fastening screw, M5 × 75 mm
Length A	
Length B	
Cam type	VdS Certification
Sleeve A colour	Standard: VdS A
Sleeve B colour	
Rotor colour	
Thumbturn B	
Oxide	

Thumbturn B

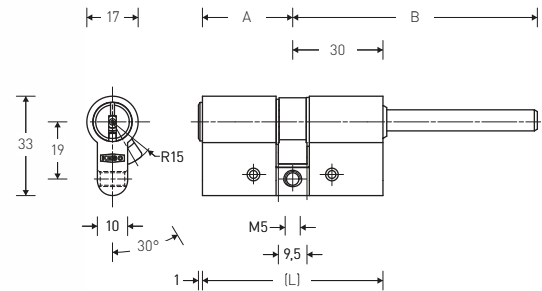


41.466 / 27.5 / 30.0 / SR / 03 / 03 / 0 / E050 / 0 / N

1: System	2 2000S Ω, 2000S 4 4000S Ω	6: Sleeve A colour	02 nickel-plated 03 chrome-plated, matt 04 gold deco 05 bronzed/light 07 black 08 glossy, chrome-plated	9: Thumbturn B	E050 30 mm standard E051 35 mm with key holding device E052 2-leaf
2: Cylinder material	4 Sidra metal	7: Sleeve B colour	02 nickel-plated 03 chrome-plated, matt 04 gold deco 05 bronzed/light 07 black 08 glossy, chrome-plated	10: ABS	0 Without drill-open protection
3: Length A	27.5 27.5 mm	8: Rotor colour	0 Standard rotor colour 1 With coloured rotor	11: Oxide	N Without oxidation protection J With oxidation protection
4: Length B	30 30 mm 35 35 mm 40 40 mm XX 5 mm increments				
5: Cam type	SR Standard position R SL Standard position L				

Cylinder with thumb turn

MOZYeco



	4000S Ω	4000S	2000S Ω	2000S
Chrome nickel steel	41.20D		21.20D	
Sidra metal	41.40D		21.40D	



Thumb turn cylinder Euro profile for the MOZYeco motor cylinder.

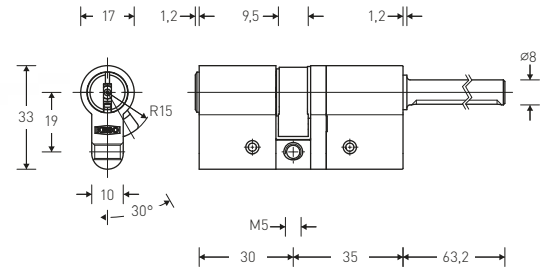
- Material: chrome nickel steel or Sidra metal
- Thumb turn: nickel-plated brass
- Standard overall length
- (housing + espagnolette): 111 mm
- Cylinder side B: 30 mm
- (excl. espagnolette 51 mm)
- Chrome nickel steel connecting bar
- With hardened tumblers HRC60

Options	Scope of delivery
System	1 thumb turn cylinder
Cylinder material	1 fastening screw, M5 × 75 mm
Length A	
Length B	
Cam type	VdS Certification
Sleeve A colour	Standard: VdS A
Sleeve B colour	Including drilling protection:
Rotor colour	VdS BZ (systems)
ABS	VdS BZ+ (individual lockings)
Oxide	

41.20D/30.0/30.0/SR/01/01/0/0/N
41.40D/30.0/30.0/SR/03/03/0/0/N

1: System	2 2000S Ω, 2000S 4 4000S Ω	5: Cam type	SR Standard position R SL Standard position L BL Biflar, left-hand	8: Rotor colour	0 Standard rotor colour 1 With coloured rotor
2: Cylinder material	2 Chrome nickel steel 4 Sidra metal	6: Sleeve A colour	01 CRNI 02 nickel-plated 03 chrome-plated, matt 04 gold deco 05 bronzed/light 07 black 08 glossy, chrome-plated	9: ABS	0 Without drill-open protection A Side A
3: Length A	30 30 mm 35 35 mm 40 40 mm XX 5 mm increments	7: Sleeve B colour	01 CRNI 02 nickel-plated 03 chrome-plated, matt 04 gold deco 05 bronzed/light 07 black 08 glossy, chrome-plated	10: Oxide	N Without oxidation protection J With oxidation protection
4: Length B	30 30 mm 35 35 mm 40 40 mm 45 45 mm 50 50 mm 55 55 mm				

Thumb turn cylinder For Italian armoured doors



	4000S Ω	4000S	2000S Ω	2000S
Sidra metal, chrome-plated	41.44L		21.44L	
Sidra metal, nickel-plated	41.74L		21.74L	

Thumb turn cylinder in Euro profile with special shaft for Italian armoured doors.

- Material: Sidra metal, matt, chrome-plated
- Standard length: 30/35 mm
- Standard shaft length: 65 mm
- Chrome nickel steel connecting bar
- With HRC60 hardened tumblers

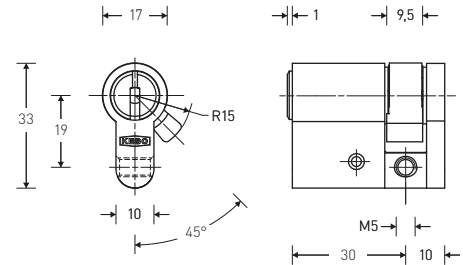
Options	Scope of delivery
System	1 thumb turn cylinder with shaft 1 fastening screw M5 × 75 mm
Cylinder material	
Length A	
Length B	
Cam type	
Sleeve A colour	
Sleeve B colour	
Rotor colour	
ABS	
Oxide	

41.44L/14/14/AB/01/01/1/A/J
41.74L/14/14/AB/01/01/1/A/J

1 2 3 4 5 6 7 8 9 10

1: System	2 2000S Ω, 2000S 4 4000S Ω	5: Cam type	SR Standard position R SL Standard position L MT Multilock MS Multilock narrow SP Spider gear wheel BL Biffar, left-hand FN Third-party cam enclosed	7: Sleeve B colour	02 nickel-plated 03 chrome-plated matt 04 gold deco 05 bronzed/light 07 black 08 glossy, chrome-plated
2: Cylinder material	4 Sidra metal, chrome-plated 7 Sidra metal, nickel-plated	6: Sleeve A colour	02 nickel-plated 03 chrome-plated matt 04 gold deco 05 bronzed/light 07 black 08 glossy, chrome-plated	8: Rotor colour	0 Standard rotor colour 1 With coloured rotor
3: Length A	30 30 mm 35 35 mm 40 40 mm XX 5 mm increments	9: ABS		10: Oxide	N Without oxidation protection J With oxidation protection
4: Length B	35 35 mm				

Single cylinder Standard



	4000S Ω	4000S	2000S Ω	2000S
Chrome nickel steel	41.214		21.214	
Sidra metal	41.414		21.414	



Standard single cylinder in Euro profile with adjustable cams (Art. B007).

- Material: chrome nickel steel or Sidra metal
- Standard length: 30 mm
- With adjustable cams (Art. B007)
- 8 × 45° adjustable
- Chrome nickel steel connecting bar
- With hardened tumblers HRC60

Options

- System
- Cylinder material
- Length A
- Cam type
- Sleeve A colour
- Rotor colour
- ABS
- Oxide

Scope of delivery

- 1 single cylinder
- 1 fastening screw, M5 × 75 mm

VdS Certification

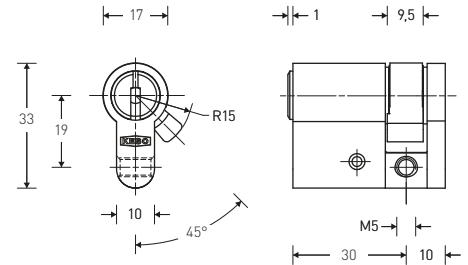
- Standard: VdS A
- Including drilling protection: VdS BZ (systems) VdS BZ+ (individual lockings)

41.214/30.0/ES/01/0/0/N
41.414/30.0/ES/03/0/0/N

1 2 3 4 5 6 7 8

1: System	2 2000S Ω, 2000S 4 4000S Ω	5: Sleeve A colour	01 CRNI 02 nickel-plated 03 chrome-plated, matt 04 gold deco 05 bronzed/light 07 black 08 glossy, chrome-plated
2: Cylinder material	2 Chrome nickel steel 4 Sidra metal	6: Rotor colour	0 Standard rotor colour 1 With coloured rotor
3: Length A	30 30 mm 35 35 mm 40 40 mm XX 5 mm increments	7: ABS	0 Without drill-open protection A Side A
4: Cam type	ES Adjustable cam, 8 × 45° MT Multilock MS Multilock narrow SP Spider gear wheel FN Third-party cam enclosed	8: Oxide	N Without oxidation protection J With oxidation protection

Single cylinder Indoor areas



Sidra metal

4000S Ω	4000S
41.714	

2000S Ω	2000S
21.714	

VdS

Standard single cylinder in Euro profile with adjustable cam (order code B.007) for indoor areas.

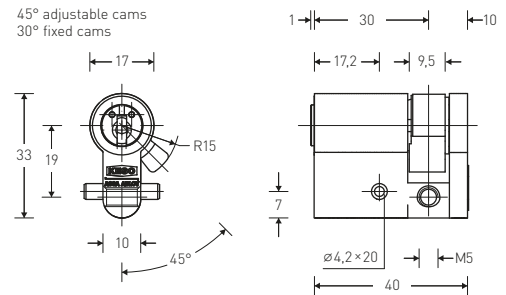
- Material: Sidra metal, nickel-plated
- Standard length: 30 / 10 mm with adjustable cam (order code B.007) 8 × 45° adjustable
- Zinc-casted connecting bar
- With hardened HRC60 tumblers

Options _____	Scope of delivery _____
System	1 single cylinder
Cylinder material	1 fastening screw
Length A	M5 × 85 mm
Cam type	VdS Certification _____
Sleeve A colour	Standard: VdS A
Rotor colour	

41.714/30.0/ES/02/0/0/N

1: System	2 2000S Ω, 2000S 4 4000S Ω	6: Rotor colour	1 With coloured rotor 0 Standard rotor colour
2: Cylinder material	4 Sidra metal	7: ABS	0 Without drill-open protection
3: Length A	30 30 mm 35 35 mm 40 40 mm 50 50 mm	8: Oxide	N Without oxidation protection
4: Cam type	ES Adjustable cam, 8X45° MT Multilock MS Multilock narrow SP Spider gear wheel FN Third-party cam enclosed		
5: Sleeve A colour	02 nickel-plated 04 gold deco 05 bronzed/light		

Single cylinder With pulling protection



4000S Ω	4000S
41.240	

2000S Ω	2000S
21.240	

Chrome nickel steel



Single cylinder in Euro profile and high-quality drill-open protection in sleeve and rotor.

- Material: chrome nickel steel
- Standard length: 30 mm
- Standard with adjustable cams (Art. B007)
- 8 × 45° adjustable
- Anchoring on longitudinal plate
- Chrome nickel steel connecting bar
- With hardened tumblers HRC60
- pulling protection
- Drill-open protection

Options _____

- System
- Cylinder material
- Length A
- Cam type
- Sleeve A colour
- Rotor colour
- ABS
- Oxide

Scope of delivery _____

- 1 single cylinder
- 1 fastening screw, M5 × 75 mm

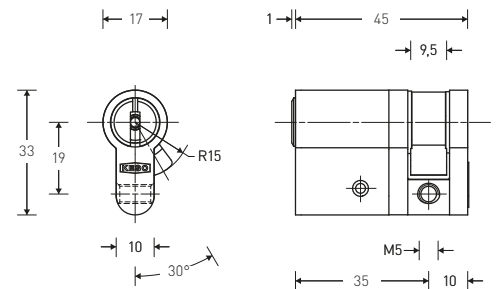
VdS Certification _____

- Standard:
- VdS BZ (systems)
- VdS BZ+ (individual lockings)

41.240/30.0/ES/01/0/A/N

1: System	2 2000S Ω , 2000S 4 4000S Ω	5: Sleeve A colour	01 CRNI 02 nickel-plated 03 chrome-plated, matt 04 gold deco 05 bronzed/light 07 black 08 glossy, chrome-plated
2: Cylinder material	2 Chrome nickel steel	6: Rotor colour	0 Standard rotor colour 1 With coloured rotor
3: Length A	30 30 mm 35 35 mm 40 40 mm XX 5 mm increments	7: ABS	A Side A
4: Cam type	ES Adjustable cam, 8 × 45° MT Multilock MS Multilock narrow SP Spider gear wheel FN Third-party cam enclosed	8: Oxide	N Without oxidation protection J With oxidation protection

Single cylinder With freewheel cams



Chrome nickel steel

4000S Ω	4000S
41.21T	

2000S Ω	2000S
21.21T	

VdS

Euro profile single cylinder 360° freewheeling cams for special anti-panic locks where the handle can still actuate the latch and deadbolt, even in the case of a locked cylinder.

- Material: chrome nickel steel
- Standard length: 35 mm
- With hardened tumblers HRC60

Options _____

- System
- Cylinder material
- Length A
- Cam type
- Sleeve A colour
- Rotor colour
- ABS
- Oxide

Scope of delivery _____

- 1 single cylinder
- 1 fastening screw, M5 × 75 mm

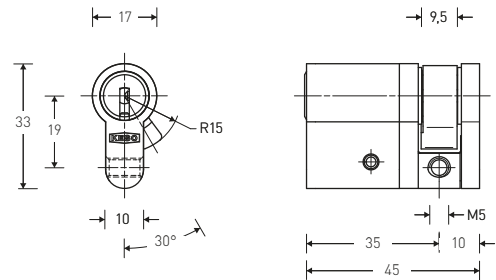
VdS Certification _____

- Standard: VdS A
- Including drilling protection: VdS BZ (systems)
- VdS BZ+ (individual lockings)

41.21T/35.0/SR/01/0/0/N

1: System	2 2000S Ω, 2000S 4 4000S Ω	6: Rotor colour	0 Standard rotor colour 1 With coloured rotor
2: Cylinder material	2 Chrome nickel steel	7: ABS	0 Without drill-open protection A Side A
3: Length A	35 35 mm 40 40 mm 45 45 mm XX 5 mm increments	8: Oxide	N Without oxidation protection J With oxidation protection
4: Cam type	SR Standard position R SL Standard position L		
5: Sleeve A colour	01 CRNI 02 nickel-plated 03 chrome-plated, matt 04 gold deco 05 bronzed / light 07 black 08 glossy, chrome-plated		

Single cylinder With Duplo function



4000S Ω 4000S
41.21G

2000S Ω 2000S
21.21G

Chrome nickel steel

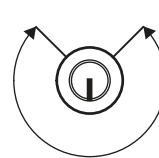
VdS

Single cylinder in Euro profile with double locking function. The normal key can be used to activate rotation and the Duplo key is used to activate rotation and the bolt, lockout function. Locking function for staff entrances, etc. Please indicate in the locking system order that the system is a Duplo system or that the system contains Duplo cylinders.

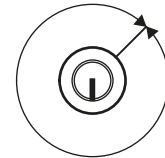
- Material: chrome nickel steel
- Standard length: 35 / 10 mm
- With hardened tumblers

Options _____	Scope of delivery _____
System	1 single cylinder
Cylinder material	1 fastening screw
Length A	M5 × 85 mm
Cam type	
Sleeve A colour	VdS Certification _____
Rotor colour	Standard: VdS A
Oxide	

Functions _____



270°
Normal key function



360°
Duplo key function

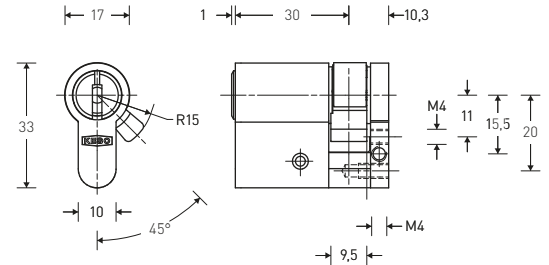
41.21G/35.0/SR/01/0/0/N

1 2 3 4 5 6 7 8

1: System	2 2000S Ω, 2000S 4 4000S Ω	6: Rotor colour	0 Standard rotor colour 1 With coloured rotor
2: Cylinder material	2 Chrome nickel steel	7: ABS	0 Without drill-open protection J With drill-open protection
3: Length A	35 35 mm 40 40 mm 45 45 mm XX 5 mm increments	8: Oxide	N Without oxidation protection J With oxidation protection
4: Cam type	SR Standard position R SL Standard position L		
5: Sleeve A colour	01 CRNI 02 nickel-plated 03 chrome-plated matt 04 gold deco 05 bronzed/light 07 black 08 glossy, chrome-plated		

Single cylinder

With M4 threaded fastener



	4000S Ω	4000S	2000S Ω	2000S
Chrome nickel steel	41.21P		21.21P	
Sidra metal	41.41P		21.41P	

VdS

Euro profile single cylinder with face-side M4 threaded mount.

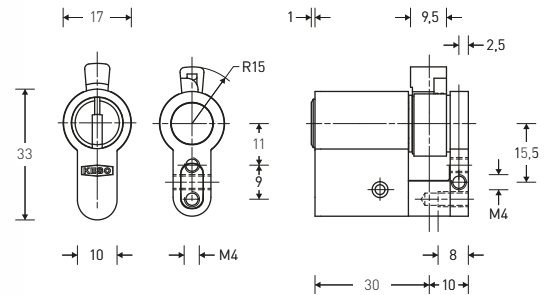
- Material: Sidra metal
- Standard length: 30 mm
- Web at rear with 2 M4 threads
- Adjustable cams: 8 × 45°
- Chrome nickel steel connecting bar
- Without hole / thread for face plate screw
- With hardened tumblers HRC60

Options	Scope of delivery
System	1 single cylinder
Cylinder material	VdS Certification
Length A	Standard: VdS A
Cam type	Including drilling protection:
Sleeve A colour	VdS BZ (systems)
Rotor colour	VdS BZ+ (individual lockings)
ABS	
Oxide	

41.21P/30.0/ES/01/0/0/N
41.41P/30.0/ES/03/0/0/N

1: System	2 2000S Ω, 2000S 4 4000S Ω	5: Sleeve A colour	02 nickel-plated 03 chrome-plated, matt 04 gold deco 05 bronzed/light 07 black 08 glossy, chrome-plated
2: Cylinder material	2 Chrome nickel steel 4 Sidra metal	6: Rotor colour	0 Standard rotor colour 1 With coloured rotor
3: Length A	30 30 mm 35 35 mm 40 40 mm XX 5 mm increments	7: ABS	0 Without drill-open protection A Side A
4: Cam type	ES Adjustable cam, 8 × 45° MT Multilock MS Multilock narrow SP Spider gear wheel FN Third-party cam enclosed	8: Oxide	N Without oxidation protection J With oxidation protection

Single cylinder With freewheel cams



4000S Ω	4000S
41.434	

2000S Ω	2000S
21.434	

Sidra metal

VdS

Single cylinder in Euro profile with freewheel cam, 90°.

- Material: Sidra metal
- Standard length: 30 mm
- Key rotation stroke: 360°
- Cam rotation stroke: 90°
- Alternative: cam freewheel, 180° or 270°
- Chrome nickel steel connecting bar
- Connecting bar rear with 2 M4 threads
- With hardened tumblers HRC60

Options

- System
- Cylinder material
- Length A
- Cam type
- Sleeve A colour
- Rotor colour
- ABS
- Oxide

Scope of delivery

- 1 single cylinder
- 1 fastening screw, M5 × 75 mm

VdS Certification

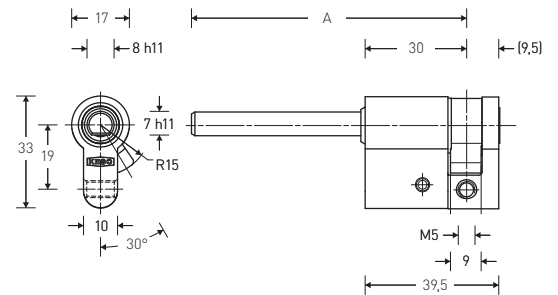
- Standard: VdS A
- Including drilling protection: VdS BZ (systems)
- VdS BZ+ (individual lockings)

41.434/30.0/FF/01/0/0/N

1: System	2 2000S Ω, 2000S 4 4000S Ω	6: Rotor colour	0 Standard rotor colour 1 With coloured rotor
2: Cylinder material	2 Chrome nickel steel 4 Sidra metal	7: ABS	0 Without drill-open protection
3: Length A	30 30 mm 35 35 mm 40 40 mm XX 5 mm increments	8: Oxide	N Without oxidation protection J With oxidation protection
4: Cam type	FF Freewheel		
5: Sleeve A colour	01 CRNI 02 nickel-plated 03 chrome-plated, matt 04 gold deco 05 bronzed/light 07 black 08 glossy, chrome-plated		

Single cylinder

MOZYeco



Sidra metal

Product number

21.40H

Single cylinder in Euro profile, for the MOZYeco motor cylinder.

- Material: Sidra metal
- Standard overall length
- (housing + espagnolette): 81 mm
- Cylinder side B: 30 mm
- (excl. espagnolette 51 mm)
- Chrome nickel steel connecting bar

Options _____ Scope of delivery _____

System
Cylinder material
Length A
Cam type

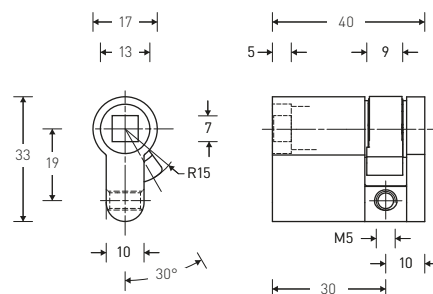
1 single cylinder
1 fastening screw,
M5 × 75 mm

21 . 40H / 30 . 0 / SR

1 2 3 4

1: System	– without –
2: Cylinder material	4 Sidra metal
3: Length A	30 30 mm 35 35 mm 40 40 mm 45 45 mm 50 50 mm 55 55 mm
4: Cam type	SR Standard position R SL Standard position L MT Multilock MS Multilock narrow BL Biffar, left-hand FN Third-party cam enclosed

Single cylinder With square pin



Product number

21.401

Sidra metal

Single cylinder, Euro profile, with 7 × 7 mm square head.

- Square head 7 × 7 mm, without locking option
- Material: Sidra metal
- Standard length: 30 mm

Options

System
Cylinder material
Length A
Cam type
Sleeve A colour
Rotor colour

Scope of delivery

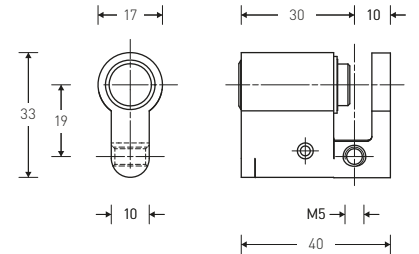
1 single cylinder
1 fastening screw,
M5 × 75 mm

21.401/30.0/SR/03/0

1 2 3 4 5 6

1: System	– without –	5: Sleeve A colour	02 nickel-plated 03 chrome-plated, matt 04 gold deco 05 bronzed/light 07 black 08 glossy, chrome-plated
2: Cylinder material	4 Sidra metal	6: Rotor colour	0 Standard rotor colour 1 With coloured rotor
3: Length A	30 30 mm 35 35 mm 40 40 mm XX 5 mm increments		
4: Cam type	SR Standard position R SL Standard position L		

Single cylinder Dummy



Sidra metal

Product number

21.400

- Dummy cylinder no locking option fitted
- Material: Sidra metal
- Standard length: 30 mm

Options _____ Scope of delivery _____

System
Cylinder material
Length A
Cam type
Sleeve A colour
Rotor colour

1 single cylinder
1 fastening screw,
M5 × 75 mm

21.400/30.0/0N/03/0

1: System	– without –	5: Sleeve A colour	02 nickel-plated 03 chrome-plated, matt 04 gold deco 05 bronzed/light 07 black 08 glossy, chrome-plated
2: Cylinder material	4 Sidra metal	6: Rotor colour	0 Standard rotor colour 1 With coloured rotor
3: Length A	30 30 mm 35 35 mm 40 40 mm XX 5 mm increments		
4: Cam type	0N Without cam		

Locking cylinders Swiss profile

3

Information on locking cylinders	54
Double cylinders	55–62
Cylinder with thumb turn.....	63–70
Single cylinders	71–77

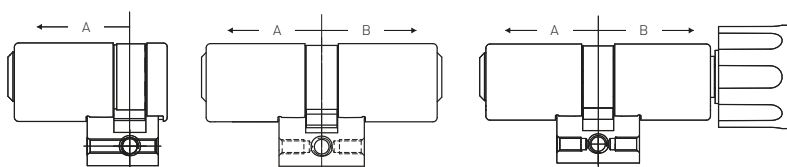
Information on locking cylinders

Extensions:
Locking cylinders
with CH profile

← A	B →
32.5 mm	32.5 mm
37.5 mm	37.5 mm
42.5 mm	42.5 mm
47.5 mm	47.5 mm
52.5 mm	52.5 mm
57.5 mm	57.5 mm
62.5 mm	62.5 mm
67.5 mm	67.5 mm
72.5 mm	72.5 mm
77.5 mm	77.5 mm
82.5 mm	82.5 mm
87.5 mm	87.5 mm
92.5 mm	92.5 mm
97.5 mm	97.5 mm

Extensions:
Locking cylinders
Domino.

← A	B →
30 mm	30 mm
35 mm	35 mm
40 mm	40 mm
45 mm	45 mm
50 mm	50 mm
55 mm	55 mm
60 mm	60 mm
65 mm	65 mm
70 mm	70 mm
75 mm	75 mm
80 mm	80 mm
85 mm	85 mm
90 mm	90 mm
95 mm	95 mm



Depending on the type of cylinder, not all lengths are available.

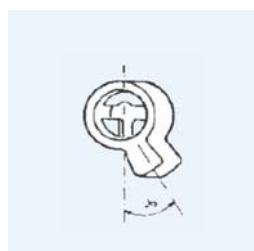


Lengths for standard cylinders above 95 mm on request.



Side A on the outside (special functions, i.e. priority, drilling protection).

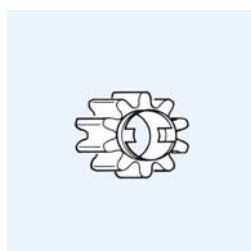
Cylinder cams (from side A viewpoint)



SR Standard cam, right-hand



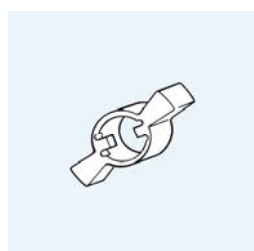
SL Standard cam, left-hand



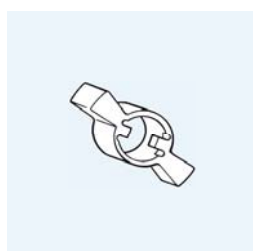
MT Multilock cam
MS Multilock cam, narrow



SP Spider cams

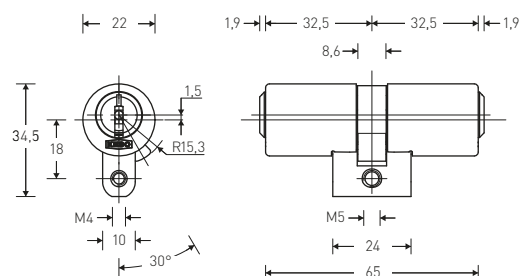


BR Biffar cam, right-hand



BL Biffar cam, left-hand

Double cylinder Standard



Brass with CrNi sleeve

4000S Ω	4000S	3000 Ω	3000	2000S Ω	2000S
41.015		31.015		21.015	

The KESO double cylinder is supplied hardened tumblers HRC60 as a factory standard.

This cylinder is also optionally available with additional bolts carbide inserts in the rotor and stator for maximum drill-open protection (ABS option).

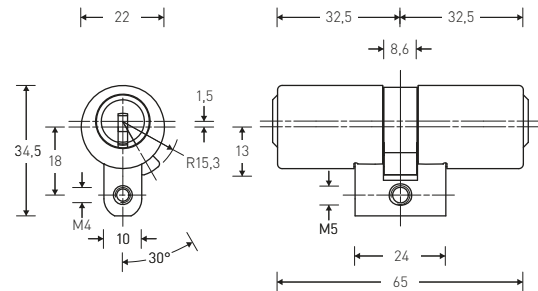
- Material: matt, nickel-plated brass
- Standard colour: chrome nickel steel
- Standard length: 32.5/32.5 mm
- With hardened tumblers HRC60

Options _____	Scope of delivery _____
System	1 double cylinder
Cylinder material	1 fastening screw,
Length A	M5 × 75 mm
Length B	
Cam type	Note _____
Sleeve A colour	
Sleeve B colour	This cylinder is also available
Rotor colour	for System 3000 as a KESO
ABS	ChangeCode type
Oxide	

41.015/32.5/32.5/SR/01/01/0/0/N

1: System	2 2000S Ω, 2000S 3 3000 Ω, 3000 4 4000S Ω	5: Cam type	SR Standard position R SL Standard position L MT Multilock MS Multilock narrow FR Cam, 1mm, shortened R FL Cam, 1mm, shortened L SP Spider gear wheel BR Biffar, right-hand BL Biffar, left-hand FN Third-party cam enclosed	7: Sleeve B colour	01 CRNI 02 nickel-plated 03 chrome-plated, matt 04 gold deco 05 bronzed/light 07 black 08 glossy, chrome-plated
2: Cylinder material	0 Brass with CrNi sleeve			8: Rotor colour	0 Standard rotor colour 1 With coloured rotor
3: Length A	32.5 32.5 mm 37.5 37.5 mm 42.5 42.5 mm XX 5 mm increments			9: ABS	0 Without drill-open protection A Side A
4: Length B	32.5 32.5 mm 37.5 37.5 mm 42.5 42.5 mm XX 5 mm increments	6: Sleeve A colour	01 CRNI 02 nickel-plated 03 chrome-plated, matt 04 gold deco 05 bronzed/light 07 black 08 glossy, chrome-plated	10: Oxide	N Without oxidation protection J With oxidation protection

Double cylinder With priority function



4000S Ω	4000S	3000 Ω	3000	2000S Ω	2000S
41.016		31.016		21.016	

Brass with CrNi sleeve



Double cylinder with priority function for residential buildings, hospitals, care homes and retirement homes.

For situations where opening from the outside with an authorised key is necessary, even if a key is inserted and turned on the inside. This ensures access at any time in the event of an emergency.

This cylinder is equipped with a special coupling, which gives the outer cylinder side, the key inserted from the outside, priority at all times.

- Material: matt, nickel-plated brass
- Standard colour: chrome nickel steel
- Standard length: 32.5 / 32.5 mm
- With hardened tumblers HRC60

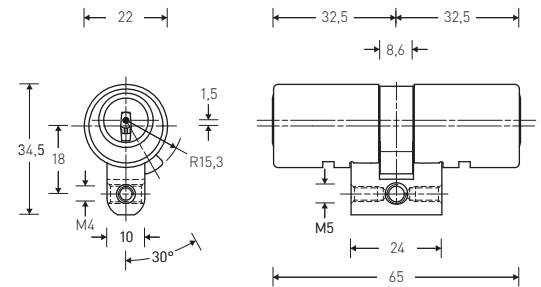
Options	Scope of delivery
System	1 double cylinder
Cylinder material	1 fastening screw,
Length A	M5 × 75 mm
Length B	
Cam type	
Sleeve A colour	
Sleeve B colour	
Rotor colour	
ABS	
Oxide	

41.016/32.5/32.5/SR/01/01/0/0/N

1 2 3 4 5 6 7 8 9 10

1: System	2 2000S Ω, 2000S 3 3000 Ω, 3000 4 4000S Ω	5: Cam type	SR Standard position R SL Standard position L MT Multilock MS Multilock narrow FR Cam, 1mm, shortened R FL Cam, 1mm, shortened L SP Spider gear wheel BR Biffar, right-hand BL Biffar, left-hand FN Third-party cam enclosed	7: Sleeve B colour	01 CRNI 02 nickel-plated 03 chrome-plated, matt 04 gold deco 05 bronzed/light 07 black 08 glossy, chrome-plated
2: Cylinder material	0 Brass with CrNi sleeve			8: Rotor colour	0 Standard rotor colour 1 With coloured rotor
3: Length A	32.5 32.5 mm 37.5 37.5 mm 42.5 42.5 mm XX 5 mm increments			9: ABS	0 Without drill-open protection A Side A
4: Length B	32.5 32.5 mm 37.5 37.5 mm 42.5 42.5 mm XX 5 mm increments	6: Sleeve A colour	01 CRNI 02 nickel-plated 03 chrome-plated, matt 04 gold deco 05 bronzed/light 07 black 08 glossy, chrome-plated	10: Oxide	N Without oxidation protection J With oxidation protection

Double cylinder With freewheel cams



	4000S Ω	4000S	3000 Ω	3000	2000S Ω	2000S
Brass with CrNi sleeve	41.00W		31.00W		21.00W	

Double cylinder with 360° freewheel cams for special anti-panic locks where the handle can still actuate the latch and deadbolt, even in the case of a locked cylinder, thus also turning the cam. Actuator position is not defined, the actuator can rotate freely if no key is inserted. When the key is inserted, the actuator is engaged.

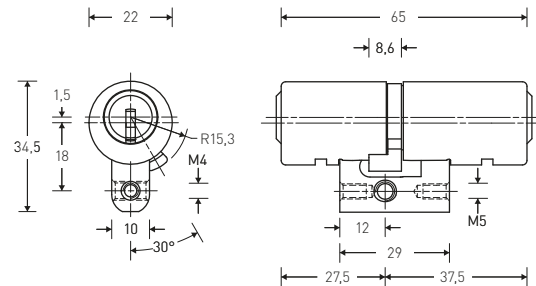
- Material: matt, nickel-plated brass
- Standard colour: chrome nickel steel
- Standard length: 32.5/32.5 mm
- With hardened tumblers HRC60

Options	Scope of delivery
System	1 double cylinder
Cylinder material	1 fastening screw,
Length A	M5 × 75 mm
Length B	
Cam type	
Sleeve A colour	
Sleeve B colour	
Rotor colour	
ABS	
Oxide	

41.00W/32.5/32.5/SR/01/01/0/0/N

1: System	2 2000S Ω, 2000S 3 3000 Ω, 3000 4 4000S Ω	6: Sleeve A colour	01 CRNI 02 nickel-plated 03 chrome-plated, matt 04 gold deco 05 bronzed/light 07 black 08 glossy, chrome-plated	9: ABS	0 Without drill-open protection A Side A
2: Cylinder material	0 Brass with CrNi sleeve	7: Sleeve B colour	01 CRNI 02 nickel-plated 03 chrome-plated, matt 04 gold deco 05 bronzed/light 07 black 08 glossy, chrome-plated	10: Oxide	N Without oxidation protection J With oxidation protection
3: Length A	32.5 32.5 mm 37.5 37.5 mm 42.5 42.5 mm XX 5 mm increments	8: Rotor colour	0 Standard rotor colour 1 With coloured rotor		
4: Length B	32.5 32.5 mm 37.5 37.5 mm 42.5 42.5 mm XX 5 mm increments				
5: Cam type	SR Standard position R SL Standard position L FR Cam, 1 mm, shortened R FL Cam, 1 mm, shortened L				

Double cylinder Asymmetric



4000S Ω	4000S	3000 Ω	3000	2000S Ω	2000S
41.065		31.065		21.065	

Brass with CrNi sleeve

- Material: matt, nickel-plated brass
- Standard colour: chrome nickel steel
- Standard length: 27.5/37.5 mm. Side B is also available in 47.5, 52.5 and 57.5 mm
- With hardened tumblers HRC60
- This cylinder is not supported by standard commercial locks. For more detailed information, please contact the respective lock manufacturer.

Options

System
Cylinder material
Length A
Length B
Cam type
Sleeve A colour
Sleeve B colour
Rotor colour
ABS
Oxide

Scope of delivery

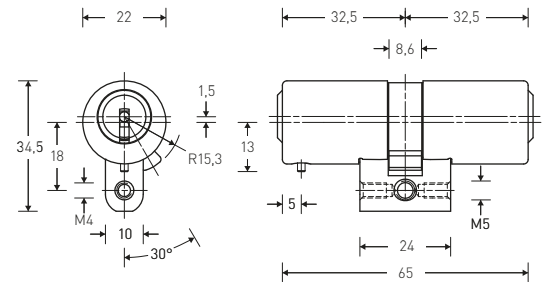
1 double cylinder
1 fastening screw,
M5 × 75 mm

41.065/27.5/37.5/SL/01/01/0/0/N

1 2 3 4 5 6 7 8 9 10

1: System	2 2000S Ω, 2000S 3 3000 Ω, 3000 4 4000S Ω	6: Sleeve A colour	01 CRNI 02 nickel-plated 03 chrome-plated, matt 04 gold deco 05 bronzed/light 07 black 08 glossy, chrome-plated	8: Rotor colour	0 Standard rotor colour 1 With coloured rotor
2: Cylinder material	0 Brass with CrNi sleeve	7: Sleeve B colour	01 CRNI 02 nickel-plated 03 chrome-plated, matt 04 gold deco 05 bronzed/light 07 black 08 glossy, chrome-plated	9: ABS	0 Without drill-open protection
3: Length A	27.5 27.5 mm			10: Oxide	N Without oxidation protection J With oxidation protection
4: Length B	37.5 37.5 mm 42.5 42.5 mm 47.5 47.5 mm 52.5 52.5 mm 57.5 57.5 mm				
5: Cam type	SR Standard position R SL Standard position L				

Double cylinder With contact pin



Brass with CrNi sleeve

4000S Ω	4000S	3000 Ω	3000	2000S Ω	2000S
41.045		31.045		21.045	

Double cylinder with contact pin on one side for lift doors. The contact pin is pushed out downwards when the key is inserted.

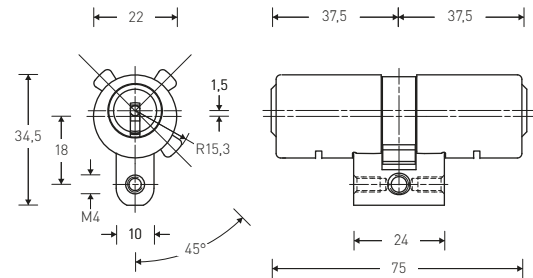
- Material: matt, nickel-plated brass
- Standard colour: chrome nickel steel
- Standard length: 32.5/32.5 mm
- Contact pin is always on side A
- With hardened tumblers HRC60

Options	Scope of delivery
System	1 double cylinder
Cylinder material	1 fastening screw,
Length A	M5 × 75 mm
Length B	
Cam type	
Sleeve A colour	
Sleeve B colour	
Rotor colour	
ABS	
Oxide	

41.045/32.5/32.5/SR/01/01/0/0/N

1: System	2 2000S Ω, 2000S 3 3000 Ω, 3000 4 4000S Ω	5: Cam type	SR Standard position R SL Standard position L MT Multilock MS Multilock narrow FR Cam, 1 mm, shortened R FL Cam, 1 mm, shortened L SP Spider gear wheel FN Third-party cam enclosed	7: Sleeve B colour	01 CRNI 02 nickel-plated 03 chrome-plated, matt 04 gold deco 05 bronzed/light 07 black 08 glossy, chrome-plated
2: Cylinder material	0 Brass with CrNi sleeve	6: Sleeve A colour	01 CRNI 02 nickel-plated 03 chrome-plated, matt 04 gold deco 05 bronzed/light 07 black 08 glossy, chrome-plated	8: Rotor colour	0 Standard rotor colour 1 With coloured rotor
3: Length A	32.5 32.5 mm 37.5 37.5 mm 42.5 42.5 mm XX 5 mm increments			9: ABS	0 Without drill-open protection
4: Length B	32.5 32.5 mm 37.5 37.5 mm 42.5 42.5 mm XX 5 mm increments			10: Oxide	N Without oxidation protection J With oxidation protection

Double cylinder With Duplo function



4000S Ω	4000S	3000 Ω	3000	2000S Ω	2000S
41.029		31.029		21.029	

Brass with CrNi sleeve

Double cylinder with double locking function. The key action on the spring bolt can be actuated with a normal key; the Duplo key actuates the deadbolt and the key action on the spring bolt; lock-out function.

Locking function for staff entrances, etc. When making locking system orders, please specify that this is a Duplo system, or that the system includes Duplo cylinders.

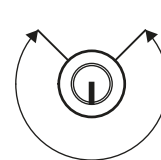
- Material: matt, nickel-plated brass
- Standard colour: chrome nickel steel
- With hardened tumblers HRC60
- Standard length: Side A: 37.5; Side B: 32.5 mm (Duplo function Side A standard)
- Standard length on both sides Duplo: Side A: 37.5; Side B: 37.5 mm

Options _____ Scope of delivery _____

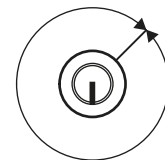
System
Cylinder material
Length A
Length B
Cam type
Sleeve A colour
Sleeve B colour
Rotor colour
ABS
Oxide
Spec. Function

1 double cylinder
1 fastening screw,
M5 × 75 mm

Functions _____



270°
Normal key function



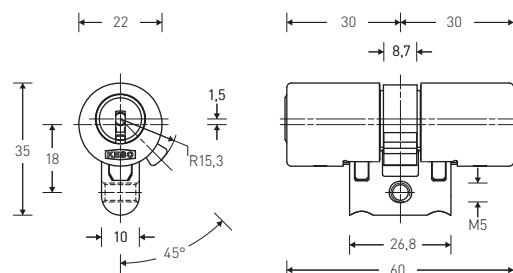
360°
Duplo key function

41.029/37.5/32.5/SR/01/01/0/0/N/S1

1 2 3 4 5 6 7 8 9 10 11

1: System	2 2000S Ω, 2000S 3 3000 Ω, 3000 4 4000S Ω	6: Sleeve A colour	01 CRNI 02 nickel-plated 03 chrome-plated, matt 04 gold deco 05 bronzed/light 07 black 08 glossy, chrome-plated	9: ABS	0 Without drill-open protection A Side A
2: Cylinder material	0 Brass with CrNi sleeve	7: Sleeve B colour	01 CRNI 02 nickel-plated 03 chrome-plated, matt 04 gold deco 05 bronzed/light 07 black 08 glossy, chrome-plated	10: Oxide	N Without oxidation protection J With oxidation protection
3: Length A	37.5 37.5 mm 42.5 42.5 mm 47.5 47.5 mm XX 5 mm increments	8: Rotor colour	0 Standard rotor colour 1 With coloured rotor	11: Spec. Function	S1 Duplo side A S2 Duplo side A + B
4: Length B	32.5 32.5 mm 37.5 37.5 mm 42.5 42.5 mm XX 5 mm increments				
5: Cam type	SR Standard position R SL Standard position L				

Double cylinder Domino (modular system)



Brass with CrNi sleeve

2000S Ω

2000S

21.615

The standard Domino double cylinder (modular system) is extensible as required.

- Material: Sidra metal
- Standard colour: matt, nickel-plated
- Standard length: 30/30 mm
- With hardened tumblers HRC60

Options _____ Scope of delivery _____

- System
Cylinder material
Length A
Length B
Cam type
Sleeve A colour
Sleeve B colour
Rotor colour
ABS
Oxide

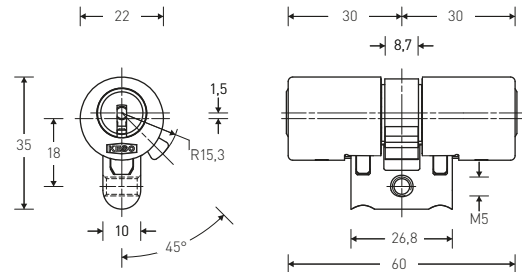
- 1 double cylinder
1 fastening screw,
M5 × 75 mm

21.615/30.0/30.0/SR/01/01/0/0/N

1 2 3 4 5 6 7 8 9 10

1: System	2 2000S Ω, 2000S	5: Cam type	SR Standard position R SL Standard position L MT Multilock MS Multilock narrow FR Cam, 1 mm, shortened R FL Cam, 1 mm, shortened L SP Spider gear wheel BR Biffar, right-hand BL Biffar, left-hand FN Third-party cam enclosed	7: Sleeve B colour	01 CRNI 02 nickel-plated 03 chrome-plated, matt 04 gold deco 05 bronzed/light 07 black 08 glossy, chrome-plated
2: Cylinder material	6 Brass with CrNi sleeve			8: Rotor colour	0 Standard rotor colour 1 With coloured rotor
3: Length A	30 30 mm 35 35 mm 40 40 mm XX 5 mm increments			9: ABS	0 Without drill-open protection A Side A
4: Length B	30 30 mm 35 35 mm 40 40 mm XX 5 mm increments	6: Sleeve A colour	01 CRNI 02 nickel-plated 03 chrome-plated, matt 04 gold deco 05 bronzed/light 07 black 08 glossy, chrome-plated	10: Oxide	N Without oxidation protection J With oxidation protection

Double cylinder Domino with priority function (modular system)



Brass with CrNi sleeve

2000S Ω

2000S

21.616



Domino double cylinder with priority function for residential buildings, hospitals, care homes and retirement homes.

For situations where opening from the outside with an authorised key is necessary, even if a key is inserted and turned on the inside. This ensures access at any time in the event of an emergency.

This cylinder is equipped with a special coupling, which gives the outer cylinder side or the key inserted from the outside priority at all times.

- Material: Sidra metal
- Standard colour: matt, nickel-plated
- Standard length: 30/30 mm
- With hardened tumblers HRC60
- Extensible as required using the KESO modular system

Options

System
Cylinder material
Length A
Length B
Cam type
Sleeve A colour
Sleeve B colour
Rotor colour
ABS
Oxide

Scope of delivery

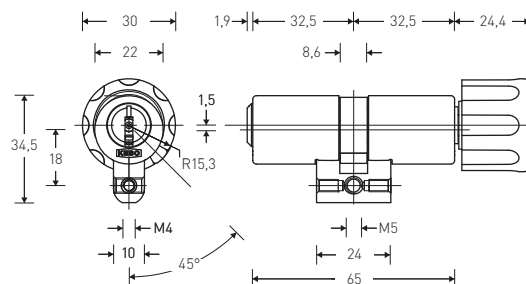

1 double cylinder
1 fastening screw,
M5 × 75 mm

21.616/30.0/30.0/SR/01/01/0/0/N

1 2 3 4 5 6 7 8 9 10

1: System	2 2000S Ω, 2000S	5: Cam type	SR Standard position R SL Standard position L MT Multilock MS Multilock narrow FR Cam, 1 mm, shortened R FL Cam, 1 mm, shortened L SP Spider gear wheel BR Biffar, right-hand BL Biffar, left-hand FN Third-party cam enclosed	7: Sleeve B colour	01 CRNI 02 nickel-plated 03 chrome-plated, matt 04 gold deco 05 bronzed/light 07 black 08 glossy, chrome-plated
2: Material Zylinder	6 Brass with CrNi sleeve			8: Rotor colour	0 Standard rotor colour 1 With coloured rotor
3: Length A	30 30 mm 35 35 mm 40 40 mm XX 5 mm increments			9: ABS	0 Without drill-open protection A Side A
4: Length B	30 30 mm 35 35 mm 40 40 mm XX 5 mm increments	6: Sleeve A colour	01 CRNI 02 nickel-plated 03 chrome-plated, matt 04 gold deco 05 bronzed/light 07 black 08 glossy, chrome-plated	10: Oxide	N Without oxidation protection J With oxidation protection

Cylinder with thumb turn Standard



	4000S Ω	4000S	3000 Ω	3000	2000S Ω	2000S
Brass with CrNi sleeve	41.019		31.019		21.019	

The KESO thumb turn cylinder is supplied hardened tumblers HRC60 as a factory standard.

- Material: nickel-plated brass
- Thumb turn: nickel-plated brass
- Standard length: 32.5/32.5 mm
- With hardened tumblers HRC60

Options _____ Scope of delivery _____

- System
- Cylinder material
- Length A
- Length B
- Cam type
- Sleeve A colour
- Sleeve B colour
- Rotor colour
- Thumbturn B
- ABS
- Oxide

1 thumb turn cylinder
1 fastening screw,
M5 × 75 mm

Note _____
This cylinder is also available for System 3000 as a ChangeCode type

Thumbturn B _____



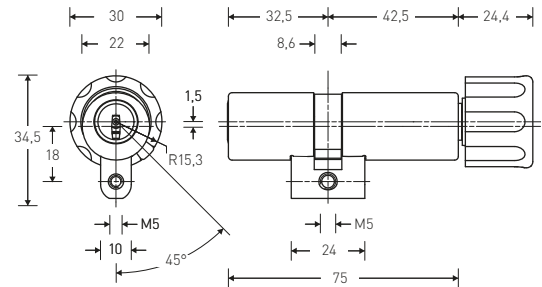
41.019/32.5/32.5/SR/01/01/0/E050/0/N

1 2 3 4 5 6 7 8 9 10 11

1: System	2 2000S Ω, 2000S 3 3000 Ω, 3000 4 4000S Ω	5: Cam type	SR Standard position R SL Standard position L MT Multilock MS Multilock narrow FR Cam, 1 mm, shortened R FL Cam, 1 mm, shortened L FN Third-party cam enclosed	7: Sleeve B colour	01 CRNI 02 nickel-plated 03 chrome-plated, matt 04 gold deco 05 bronzed/light 07 black 08 glossy, chrome-plated
2: Cylinder material	0 Brass with CrNi sleeve	6: Sleeve A colour	01 CRNI 02 nickel-plated 03 chrome-plated, matt 04 gold deco 05 bronzed/light 07 black 08 glossy, chrome-plated	8: Rotor colour	0 Standard rotor colour 1 With coloured rotor
3: Length A	32.5 32.5 mm 37.5 37.5 mm 42.5 42.5 mm XX 5 mm increments			9: Thumbturn B	E050 30 mm standard E051 35 mm with key holding device E052 2-leaf
4: Length B	32.5 32.5 mm 37.5 37.5 mm 42.5 42.5 mm XX 5 mm increments			10: ABS	0 Without drill-open protection A Side A
				11: Oxide	N Without oxidation protection J With oxidation protection

Cylinder with thumb turn

With priority function



4000S Ω	4000S	3000 Ω	3000	2000S Ω	2000S
41.017		31.017		21.017	

Brass with CrNi sleeve



Thumb turn cylinder with priority function for residential buildings, hospitals, homes for the elderly and care homes. This cylinder is equipped with a special coupling, which gives the outer cylinder side or the key inserted from the outside priority over the thumb turn side at all times. Priority function on key side.

- Material: nickel-plated brass
- Thumb turn: nickel-plated brass
- Standard length: 32.5 / 42.5 mm
- With hardened tumblers HRC60

Options _____ Scope of delivery _____

System
Cylinder material
Length A
Length B
Cam type
Sleeve A colour
Sleeve B colour
Rotor colour
ABS
Oxide

1 thumb turn cylinder
1 fastening screw,
M5 × 75 mm

Thumbturn B _____



E.050
Standard



E.051



E.052

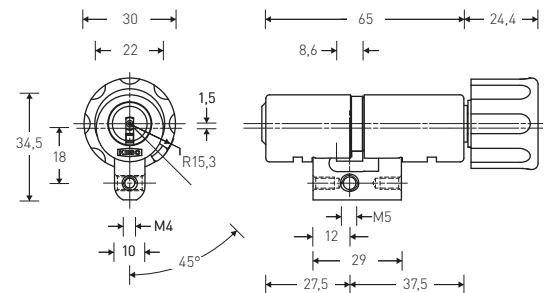

41.017/32.5/42.5/SR/01/01/0/E050/0/N

1 2 3 4 5 6 7 8 9 10 11

1: System	2 2000S Ω, 2000S 3 3000 Ω, 3000 4 4000S Ω	6: Sleeve A colour	01 CRNI 02 nickel-plated 03 chrome-plated, matt 04 gold deco 05 bronzed/light 07 black 08 glossy, chrome-plated	9: Thumbturn B	E050 30 mm standard E051 35 mm with key holding device E052 2-leaf
2: Cylinder material	0 Brass with CrNi sleeve	7: Sleeve B colour	01 CRNI 02 nickel-plated 03 chrome-plated, matt 04 gold deco 05 bronzed/light 07 black 08 glossy, chrome-plated	10: ABS	0 Without drill-open protection
3: Length A	32.5 32.5 mm 37.5 37.5 mm 42.5 42.5 mm XX 5 mm increments	8: Rotor colour	0 Standard rotor colour 1 With coloured rotor	11: Oxide	N Without oxidation protection J With oxidation protection
4: Length B	42.5 42.5 mm 47.5 47.5 mm 52.5 52.5 mm XX 5 mm increments				
5: Cam type	SR Standard position R				

Cylinder with thumb turn

Asymmetric



	4000S Ω	4000S	3000 Ω	3000	2000S Ω	2000S
Brass with CrNi sleeve	41.066		31.066		21.066	

Asymmetric thumb turn cylinders.

- Material: nickel-plated brass
- Thumb turn: nickel-plated brass
- Standard length: 27.5/37.5 mm
- Length: 27.5/42.5 mm
- Side B is also available in 47.5, 52.5 and 57.5 mm
- With hardened tumblers HRC60

Options _____ Scope of delivery _____

- System
Cylinder material
Length A
Length B
Cam type
Sleeve A colour
Sleeve B colour
Rotor colour
Thumbturn B
ABS
Oxide

- 1 thumb turn cylinder
1 fastening screw,
M5 × 75 mm

Note _____

Not usable for all mortise locks. Please contact the respective lock manufacturer for more detailed information.

Thumbturn B _____



E.050
Standard



E.051



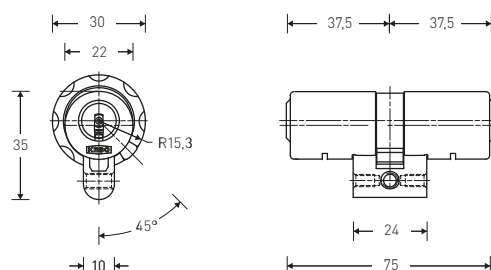

E.052

41.066 / 27.5 / 37.5 / SR / 01 / 01 / 0 / E050 / 0 / N

1: System	2 2000S Ω, 2000S 3 3000 Ω, 3000 4 4000S Ω	6: Sleeve A colour	01 CRNI 02 nickel-plated 03 chrome-plated, matt 04 gold deco 05 bronzed/light 07 black 08 glossy, chrome-plated	8: Rotor colour	0 Standard rotor colour 1 With coloured rotor
2: Cylinder material	0 Brass with CrNi sleeve	7: Sleeve B colour	01 CRNI 02 nickel-plated 03 chrome-plated, matt 04 gold deco 05 bronzed/light 07 black 08 glossy, chrome-plated	9: Thumbturn B	E050 30 mm standard E051 35 mm with key holding device E052 2-leaf
3: Length A	27.5 27.5 mm			10: ABS	0 Without drill-open protection
4: Length B	37.5 37.5 mm 42.5 42.5 mm 47.5 47.5 mm 52.5 52.5 mm 57.5 57.5 mm			11: Oxide	N Without oxidation protection J With oxidation protection
5: Cam type	SR Standard position R				

Cylinder with thumb turn

With contact pin



4000S Ω	4000S	3000 Ω	3000	2000S Ω	2000S
Brass with CrNi sleeve		41.046	31.046	21.046	

The cylinder with pin is suitable for lifts where the contact is interrupted on insertion of the key, thus preventing the elevator from being set in motion.

- Material: nickel-plated brass
- Thumb turn: nickel-plated brass
- Standard length: 32.5/32.5 mm
- With hardened tumblers HRC60

Options _____	Scope of delivery _____
System	1 thumb turn cylinder
Cylinder material	1 fastening screw,
Length A	M5 × 75 mm
Length B	
Cam type	
Sleeve A colour	
Sleeve B colour	
Rotor colour	
ABS	
Oxide	

Thumbturn B _____



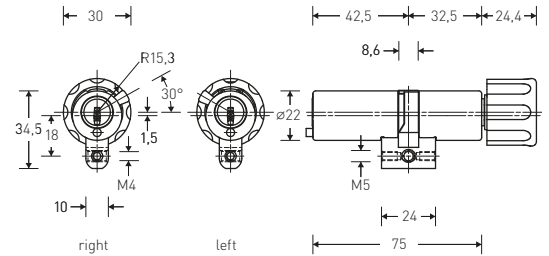
41.046/32.5/32.5/SR/01/01/0/E050/0/N

1 2 3 4 5 6 7 8 9 10 11

1: System	2 2000S Ω, 2000S 3 3000 Ω, 3000 4 4000S Ω	5: Cam type	SR Standard position R SL Standard position L MT Multilock MS Multilock narrow FR Cam, 1 mm, shortened R FL Cam, 1 mm, shortened L FN Third-party cam enclosed	7: Sleeve B colour	01 CRNI 02 nickel-plated 03 chrome-plated, matt 04 gold deco 05 bronzed/light 07 black 08 glossy, chrome-plated
2: Cylinder material	0 Brass with CrNi sleeve	6: Sleeve A colour	01 CRNI 02 nickel-plated 03 chrome-plated, matt 04 gold deco 05 bronzed/light 07 black 08 glossy, chrome-plated	8: Rotor colour	0 Standard rotor colour 1 With coloured rotor
3: Length A	32.5 32.5 mm 37.5 37.5 mm 42.5 42.5 mm XX 5 mm increments			9: Thumbturn B	E050 30 mm standard E051 35 mm with key holding device E052 2-leaf
4: Length B	32.5 32.5 mm 37.5 37.5 mm 42.5 42.5 mm XX 5 mm increments			10: ABS	0 Without drill-open protection A Side A
				11: Oxide	N Without oxidation protection J With oxidation protection

Cylinder with thumb turn

With hotel function



Brass with CrNi sleeve

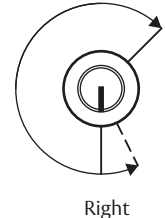
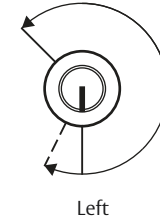
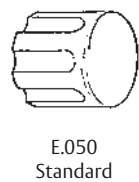
4000S Ω	4000S	3000 Ω	3000	2000S Ω	2000S
41.025/10S		31.025/10S		21.025/10S	

The thumb turn cylinder with hotel function integrates an engaged indicator and a lock-out function.

- Material: nickel-plated brass
- Thumb turn: nickel-plated brass
- Standard length: 42.5/32.5 mm
- Without lock-out function
- See catalogue for use of mortise locks

Options _____	Scope of delivery _____
System	1 thumb turn cylinder
Cylinder material	1 fastening screw,
Length A	M5 × 75 mm
Length B	
Cam type	
Sleeve A colour	
Sleeve B colour	
Rotor colour	
Thumbturn B	
Oxide	

Thumbturn B _____ Cam stop direction in the thumb turn _____

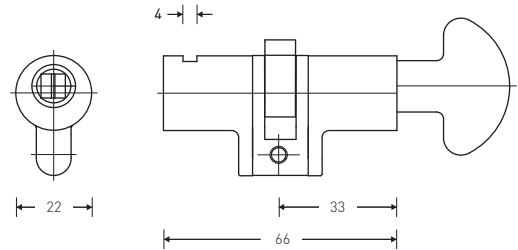



41.02_ / 42.5 / 32.5 / SR / 01 / 01 / 0 / E050 / N

1: System	2 2000S Ω, 2000S 3 3000 Ω, 3000 4 4000S Ω	6: Sleeve A colour	01 CRNI 02 nickel-plated 03 chrome-plated, matt 04 gold deco 05 bronzed/light 07 black 08 glossy, chrome-plated	8: Rotor colour	0 Standard rotor colour 1 With coloured rotor
2: Cylinder material	0 Brass with CrNi sleeve	7: Sleeve B colour	01 CRNI 02 nickel-plated 03 chrome-plated, matt 04 gold deco 05 bronzed/light 07 black 08 glossy, chrome-plated	9: Thumbturn B	E050 30 mm standard E051 35 mm with key holding device E052 2-leaf
3: Length A	42.5 42.5 mm 52.5 52.5 mm 62.5 62.5 mm			10: Oxide	N Without oxidation protection J With oxidation protection
4: Length B	42.5 42.5 mm 52.5 52.5 mm 62.5 62.5 mm				
5: Cam type	SR Standard position R SL Standard position L				

Cylinder with thumb turn

With square pin



Product number

11.430.0001

Zinc, matt, nickel-plated

Thumb turn cylinder with 7 × 7 mm square head and engaged indicator.

- Material: matt, nickel-plated zinc
- Thumb turn: nickel-plated Sidra metal
- Standard length: 66 mm
- With square head, 7 × 7 mm
- With a engaged indicator red / green
- Without locking option
- 7 mm extension to basic length possible

Options

Cylinder material
Length A
Length B

Scope of delivery

1 thumb turn cylinder
1 fastening screw,
M5 × 75 mm

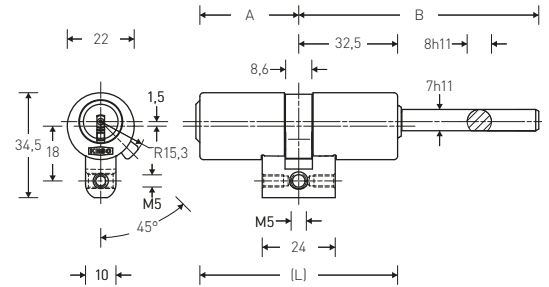

11.430/33.0/33.0

1 2 3 4

1: System	– without –
2: Cylinder material	4 Galvanized, matt, nickel-plated
3: Length A	33 33 mm
4: Length B	33 33 mm

Cylinder with thumb turn

MOZYeco



Brass with CrNi sleeve

4000S Ω	4000S	3000 Ω	3000	2000S Ω	2000S
41.00D		31.00D		21.00D	

Thumb turn cylinder for MOZYeco motor cylinders.

- Material: nickel-plated brass
- Nickel-plated brass
- Standard overall length (core + espagnolette): 111 mm; motor cylinder side B: 32.5 mm (excluding 46 mm espagnolette)
- Chrome nickel steel connecting bar
- With hardened tumblers HRC60

Options _____ Scope of delivery _____

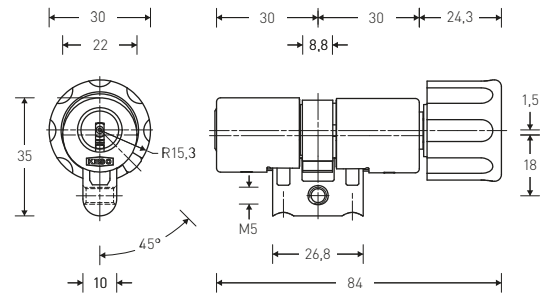

- System
Cylinder material
Length A
Length B
Cam type
Sleeve A colour
Sleeve B colour
Rotor colour
Thumbturn B
ABS
Oxide

- 1 thumb turn cylinder
1 fastening screw,
M5 × 75 mm

41.00D/32.5/32.5/SR/01/01/0/MOZY/0/N

1: System	2 2000S Ω, 2000S 3 3000 Ω, 3000 4 4000S Ω	5: Cam type	SR Standard position R SL Standard position L FR Cam, 1 mm, shortened R FL Cam, 1 mm, shortened L BL Biffar, left-hand	7: Sleeve B colour	01 CRNI 02 nickel-plated 03 chrome-plated, matt 04 gold deco 05 bronzed/light 07 black 08 glossy, chrome-plated
2: Cylinder material	0 Brass with CrNi sleeve	6: Sleeve A colour	01 CRNI 02 nickel-plated 03 chrome-plated, matt 04 gold deco 05 bronzed/light 07 black 08 glossy, chrome-plated	8: Rotor colour	0 Standard rotor colour 1 With coloured rotor
3: Length A	32.5 32.5 mm 37.5 37.5 mm 42.5 42.5 mm XX 5 mm increments			9: Thumbturn B	MOZY Prepared for MOZY
4: Length B	32.5 32.5 mm 37.5 37.5 mm 42.5 42.5 mm 47.5 47.5 mm 52.5 52.5 mm 57.5 57.5 mm 62.5 62.5 mm			10: ABS	0 Without drill-open protection A Side A
				11: Oxide	N Without oxidation protection J With oxidation protection

Cylinder with thumb turn Domino (modular system)



2000S Ω

2000S

21.619

Brass with CrNi sleeve

VdS

Thumb turn cylinder in the Domino modular system for maximum flexibility.

The cylinder can be extended to fit prior to installation.

- Material: Sidra metal
- Standard colour: matt, nickel-plated
- Standard length: 30/30 mm
- With hardened tumblers HRC60

Options

System
Cylinder material
Length A
Length B
Cam type
Sleeve A colour
Sleeve B colour
Rotor colour
Thumbturn B
ABS
Oxide

Scope of delivery

1 thumb turn cylinder
1 fastening screw,
M5 × 75 mm

Thumbturn B



E.050
Standard



E.051

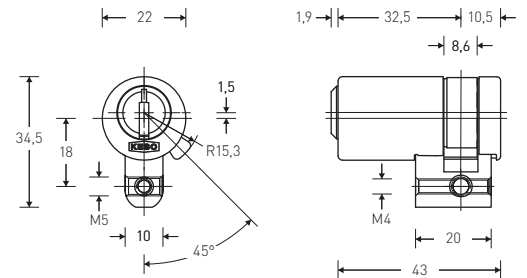


E.052

21.619/30.0/30.0/SR/01/01/0/E050/0/N

1: System	2 2000S Ω, 2000S 4 4000S Ω	5: Cam type	SR Standard position R SL Standard position L MT Multilock MS Multilock narrow FR Cam, 1 mm, shortened R FL Cam, 1 mm, shortened L SP Spider gear wheel FN Third-party cam enclosed	7: Sleeve B colour	01 CRNI 02 nickel-plated 03 chrome-plated, matt 04 gold deco 05 bronzed/light 07 black 08 glossy, chrome-plated
2: Cylinder material	6 Brass with CrNi sleeve	6: Sleeve A colour	01 CRNI 02 nickel-plated 03 chrome-plated, matt 04 gold deco 05 bronzed/light 07 black 08 glossy, chrome-plated	8: Rotor colour	0 Standard rotor colour 1 With coloured rotor
3: Length A	30 30 mm 35 35 mm 40 40 mm XX 5 mm increments			9: Thumbturn B	E050 30 mm standard E051 35 mm with key holding device E052 2-leaf
4: Length B	30 30 mm 35 35 mm 40 40 mm XX 5 mm increments			10: ABS	0 Without drill-open protection A Side A
				11: Oxide	N Without oxidation protection J With oxidation protection

Single cylinder Standard



	4000S Ω	4000S	3000 Ω	3000	2000S Ω	2000S
Brass with CrNi sleeve	41.012		31.012		21.012	

Single cylinders with standard hardened pin tumbler HRC60 for mortise locks and surface-mounted locks of all kinds.

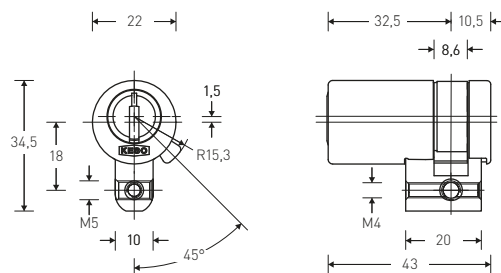
- Material: nickel-plated brass
- Standard length: 32.5 mm
- Standard with adjustable cams 8 × 45°
- Continuous face plate thread
- With hardened tumblers HRC60

Options _____	Scope of delivery _____
System	1 single cylinder
Cylinder material	1 fastening screw,
Length A	M5 × 75 mm
Cam type	
Sleeve A colour	Note _____
Rotor colour	
ABS	
Oxide	This cylinder is also available for System 3000 as a ChangeCode type

41.012/32.5/ES/01/0/0/N

1: System	2 2000S Ω, 2000S 3 3000 Ω, 3000 4 4000S Ω	5: Sleeve A colour	01 CRNI 02 nickel-plated 03 chrome-plated, matt 04 gold deco 05 bronzed/light 07 black 08 glossy, chrome-plated
2: Cylinder material	0 Brass with CrNi sleeve	6: Rotor colour	0 Standard rotor colour 1 With coloured rotor
3: Length A	32.5 32.5 mm 37.5 37.5 mm 42.5 42.5 mm XX 5 mm increments	7: ABS	0 Without drill-open protection A Side A
4: Cam type	ES Nocken verstellb. 8 × 45° ES Adjustable cam, 8 × 45° MT Multilock MS Multilock narrow SP Spider gear wheel FN Third-party cam enclosed	8: Oxide	N Without oxidation protection J With oxidation protection

Single cylinder With forced locking



4000S Ω	4000S	3000 Ω	3000	2000S Ω	2000S
41.013		31.013		21.013	

Brass with CrNi sleeve

Single cylinder with forced locking and cam limiter.

- Material: nickel-plated brass
- Standard length: 32.5 mm
- Key removable in locked position only
- With hardened tumblers HRC60

Options

- System
- Cylinder material
- Length A
- Cam type
- Sleeve A colour
- Rotor colour
- ABS
- Oxide

Scope of delivery

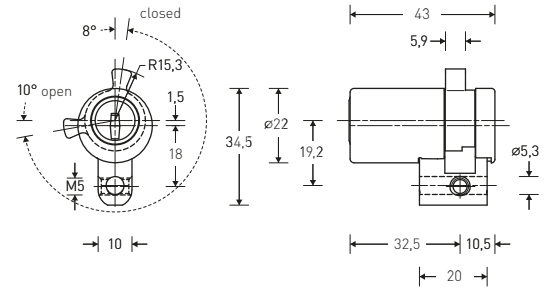
- 1 single cylinder
- 1 fastening screw, M5 × 75 mm

41.013/32.5/SR/01/0/0/N

1 2 3 4 5 6 7 8

1: System	2 2000S Ω, 2000S 3 3000 Ω, 3000 4 4000S Ω	5: Sleeve A colour	01 CRNI 02 nickel-plated 03 chrome-plated, matt 04 gold deco 05 bronzed/light 07 black 08 glossy, chrome-plated
2: Cylinder material	0 Brass with CrNi sleeve	6: Rotor colour	0 Standard rotor colour 1 With coloured rotor
3: Length A	32.5 32.5 mm 37.5 37.5 mm 42.5 42.5 mm XX 5 mm increments	7: ABS	0 Without drill-open protection A Side A
4: Cam type	SR Standard position R SL Standard position L	8: Oxide	N Without oxidation protection J With oxidation protection

Single cylinder Jumbo



	4000S Ω	4000S	3000 Ω	3000	2000S Ω	2000S
Brass with CrNi sleeve	41.034		31.034		21.034	

The single cylinder «Jumbo» is equipped with special refrigeration door locking options.

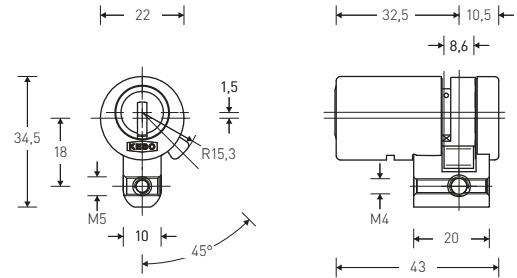
- Material: nickel-plated brass
- Standard length: 32.5 mm
- Key rotation stroke: 360°
- Cam rotation stroke: 270°
- With hardened tumblers HRC60

Options	Scope of delivery
System	1 single cylinder
Cylinder material	1 fastening screw,
Length A	M5 × 75 mm
Cam type	
Sleeve A colour	
Rotor colour	
ABS	
Oxide	

41.034/32.5/00/01/0/0/N

1: System	2 2000S Ω, 2000S 3 3000 Ω, 3000 4 4000S Ω	6: Rotor colour	0 Standard rotor colour 1 With coloured rotor
2: Cylinder material	0 Brass with CrNi sleeve	7: ABS	0 Without drill-open protection
3: Length A	32.5 32.5 mm 37.5 37.5 mm 42.5 42.5 mm XX 5 mm increments	8: Oxide	N Without oxidation protection J With oxidation protection
4: Cam type	00 Fixed cam, not selectable		
5: Sleeve A colour	01 CRNI 02 nickel-plated 03 chrome-plated, matt 04 gold deco 05 bronzed / light 07 black 08 glossy, chrome-plated		

Single cylinder DOM Garage lock



4000S Ω	4000S	3000 Ω	3000	2000S Ω	2000S
41.043		31.043		21.043	

Brass with CrNi sleeve

Single cylinder suitable for DOM garage door handles.

- Material: nickel-plated brass
- Standard length: 32.5 mm
- With continuous M4 connecting bar thread
- Key rotation stroke: 360°
- Cam rotation stroke: 90°
- With hardened tumblers HRC60

Options

System
Cylinder material
Length A
Cam type
Sleeve A colour
Rotor colour
ABS
Oxide

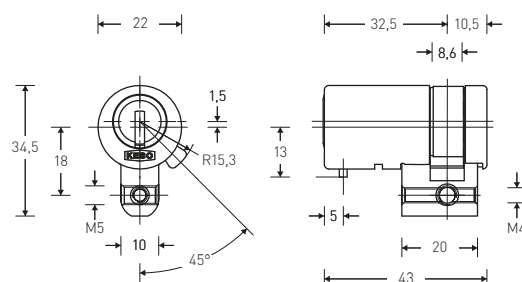
Scope of delivery

1 single cylinder
1 fastening screw,
M5 × 75 mm

41.043/32.5/00/01/0/0/N

1: System	2 2000S Ω, 2000S 3 3000 Ω, 3000 4 4000S Ω	6: Rotor colour	0 Standard rotor colour 1 With coloured rotor
2: Cylinder material	0 Brass with CrNi sleeve	7: ABS	0 Without drill-open protection A Side A
3: Length A	32.5 32.5 mm 37.5 37.5 mm 42.5 42.5 mm 52.5 52.5 mm	8: Oxide	N Without oxidation protection J With oxidation protection
4: Cam type	00 Fixed cam, not selectable		
5: Sleeve A colour	01 CRNI 02 nickel-plated 03 chrome-plated, matt 04 gold deco 05 bronzed/light 07 black 08 glossy, chrome-plated		

Single cylinder With contact pin



	4000S Ω	4000S	3000 Ω	3000	2000S Ω	2000S
Brass with CrNi sleeve	41.047		31.047		21.047	

Single cylinder for lift doors with contact pin.
The contact pin is pushed out downwards
when the key is inserted.

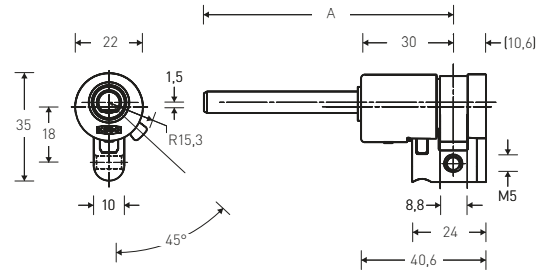
- Material: nickel-plated brass
- Standard length: 32.5 mm
- With hardened tumblers HRC60

Options _____	Scope of delivery _____
System	1 single cylinder
Cylinder material	1 fastening screw,
Length A	M5 × 75 mm
Cam type	
Sleeve A colour	
Rotor colour	
ABS	
Oxide	

41.047/32.5/ES/01/0/0/N

1: System	2 2000S Ω, 2000S 3 3000 Ω, 3000 4 4000S Ω	5: Sleeve A colour	01 CRNI 02 nickel-plated 03 chrome-plated, matt 04 gold deco 05 bronzed/light 07 black 08 glossy, chrome-plated	6: Rotor colour	0 Standard rotor colour 1 With coloured rotor
2: Cylinder material	0 Brass with CrNi sleeve			7: ABS	0 Without drill-open protection A Side A
3: Length A	32.5 32.5 mm 37.5 37.5 mm 42.5 42.5 mm XX 5 mm increments			8: Oxide	N Without oxidation protection J With oxidation protection
4: Cam type	ES Adjustable cam, 8 × 45° ES Adjustable cam, 8 × 45° MT Multilock MS Multilock narrow FR Cam, 1 mm, shortened R FL Cam, 1 mm, shortened L FN Third-party cam enclosed				

Single cylinder MOZYeco



Product number

11.603

Brass with CrNi sleeve

Single cylinder for the MOZYeco motor lock.

- Material: nickel-plated brass
- Standard overall length (housing + espagnolette): 81 mm
- Motor cylinder side A: 30 mm
- (excl. espagnolette 51 mm)
- Chrome nickel steel connecting bar

Options

- System
- Cylinder material
- Length A
- Cam type
- Sleeve A colour
- Rotor colour
- ABS
- Oxide

Scope of delivery

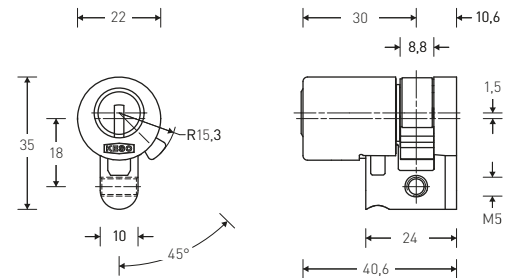
- 1 single cylinder
- 1 fastening screw, M5 × 75 mm

11.603/30.0/SR/03/0/0/N

1 2 3 4 5 6 7 8

1: System	– without –	4: Cam type	SR Standard position R SL Standard position L
2: Cylinder material	6 Brass with CrNi sleeve	5: Sleeve A colour	03 chrome-plated matt
3: Length A	30 30 mm 35 35 mm 40 40 mm 45 45 mm 50 50 mm 55 55 mm	6: Rotor colour	1 With coloured rotor
		7: ABS	0 Without drill-open protection
		8: Oxide	N Without oxidation protection

Single cylinder Domino (modular system)



Brass with CrNi sleeve

2000S Ω

2000S

21.614

VdS

The single cylinder Domino can be extended as required using the KESO modular system.

- Material: Sidra metal
- Standard colour: matt, nickel-plated
- Standard length: 30 mm
- With hardened tumblers HRC60

Options

- System
- Cylinder material
- Length A
- Cam type
- Sleeve A colour
- Rotor colour
- ABS
- Oxide

Scope of delivery

- 1 single cylinder
- 1 fastening screw, M5 × 75 mm

21.614/30.0/ES/01/0/0/N

1: System	2 2000S Ω, 2000S	5: Sleeve A colour	01 CRNI 02 nickel-plated 03 chrome-plated, matt 04 gold deco 05 bronzed/light 07 black 08 glossy, chrome-plated
2: Cylinder material	6 Brass with CrNi sleeve	6: Rotor colour	0 Standard rotor colour 1 With coloured rotor
3: Length A	30 30 mm 35 35 mm 40 40 mm XX 5 mm increments	7: ABS	0 Without drill-open protection A Side A
4: Cam type	ES Adjustable cam, 8 × 45° MT Multilock MS Multilock narrow SP Spider gear wheel FN Third-party cam enclosed	8: Oxide	N Without oxidation protection J With oxidation protection

Locking cylinders oval

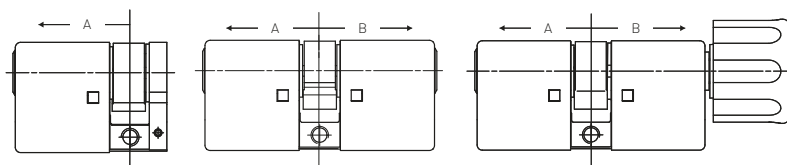
Information on locking cylinders	80
UK double cylinders	81–82
UK cylinder with thumb turn	83
UK single cylinders	84
Scandinavian double cylinders.....	85–86
Scandinavian cylinder with thumb turn	87
Scandinavian single cylinders	88

Information on locking cylinders

Extensions:
Locking cylinders
with UK oval profile

Extensions:
Locking cylinders
Domino.

← A	B →	← A	B →
32.5 mm	32.5 mm	30 mm	30 mm
37.5 mm	37.5 mm	35 mm	35 mm
42.5 mm	42.5 mm	40 mm	40 mm
47.5 mm	47.5 mm	45 mm	45 mm
52.5 mm	52.5 mm	50 mm	50 mm
57.5 mm	57.5 mm	55 mm	55 mm
62.5 mm	62.5 mm	60 mm	60 mm
67.5 mm	67.5 mm	65 mm	65 mm
72.5 mm	72.5 mm	70 mm	70 mm
77.5 mm	77.5 mm	75 mm	75 mm
82.5 mm	82.5 mm	80 mm	80 mm
87.5 mm	87.5 mm	85 mm	85 mm
92.5 mm	92.5 mm	90 mm	90 mm
97.5 mm	97.5 mm	95 mm	95 mm



Depending on the type of cylinder, not all lengths are available.



Lengths for standard cylinders above 95 mm on request.



Side A on the outside (special functions, i.e. priority, drilling protection).


Cylinder cams (from side A viewpoint)




SR Standard cam, right-hand



SL Standard cam, left-hand

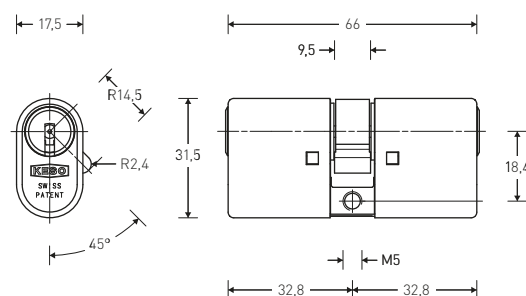


AR UK, right-hand



AU Union right-hand

Double cylinder UK Oval



Sidra metal

Oval double cylinder for British mortise locks of all types.

- Material: Sidra metal, matt, chrome-plated
- Standard length: 32.5/32.5 mm
- With hardened HRC60 tumblers

2000S Ω

2000S

21.488

Options	Scope of delivery
System	1 double cylinder
Cylinder material	1 fastening screw
Length A	M5 × 75 mm
Length B	
Cam type	
Sleeve A colour	
Sleeve B colour	
Rotor colour	
Oxide	

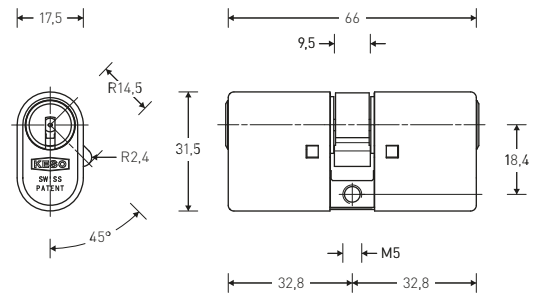
21.488/32.5/32.5/AU/03/03/0/N

1 2 3 4 5 6 7 8 9

1: System	2 2000S Ω, 2000S	6: Sleeve A colour	02 nickel-plated 03 chrome-plated matt 04 gold deco 05 bronzed/light 07 black 08 glossy, chrome-plated
2: Cylinder material	4 Sidra metal	7: Sleeve B colour	02 nickel-plated 03 chrome-plated matt 04 gold deco 05 bronzed/light 07 black 08 glossy, chrome-plated
3: Length A	32.5 32.5 mm 37.5 37.5 mm 42.5 42.5 mm XX 5 mm increments	8: Rotor colour	0 Standard rotor colour 1 With coloured rotor
4: Length B	32.5 32.5 mm 37.5 37.5 mm 42.5 42.5 mm XX 5 mm increments	9: Oxide	N Without oxidation protection J With oxidation protection
5: Cam type	AU Union right SR Standard position R SL Standard position L		

Double cylinder

UK Oval with priority function



Sidra metal

Oval double cylinder with priority function for British mortise locks of all types. For residential buildings, hospitals, retirement and old people's homes. This cylinder features a special coupler which guarantees priority for the outer cylinder side or a key inserted from the outside at all times. Access from the outside is assured even if there is a key inserted on the inside.

- Material: Sidra metal, matt, chrome-plated
- Standard length: 32.5 / 32.5 mm
- With hardened HRC60 tumblers

2000S Ω

2000S

21.489

Options	Scope of delivery
System	1 double cylinder
Cylinder material	1 fastening screw
Length A	M5 × 75 mm
Length B	
Cam type	
Sleeve A colour	
Sleeve B colour	
Rotor colour	
Oxide	

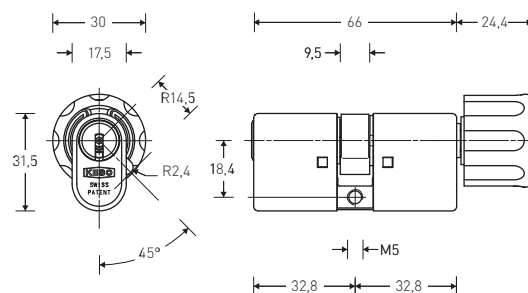
21.489/32.5/32.5/AU/03/03/0/N

1 2 3 4 5 6 7 8 9

1: System	2 2000S Ω, 2000S	6: Sleeve A colour	02 nickel-plated 03 chrome-plated matt 04 gold deco 05 bronzed/light 07 black 08 glossy, chrome-plated	9: Oxide	N Without oxidation protection J With oxidation protection
2: Cylinder material	4 Sidra metal	7: Sleeve B colour	02 nickel-plated 03 chrome-plated matt 04 gold deco 05 bronzed/light 07 black 08 glossy, chrome-plated		
3: Length A	32.5 32.5 mm 37.5 37.5 mm 42.5 42.5 mm XX 5 mm increments	8: Rotor colour	0 Standard rotor colour 1 With coloured rotor		
4: Length B	32.5 32.5 mm 37.5 37.5 mm 42.5 42.5 mm XX 5 mm increments				
5: Cam type	AU Union right SR Standard position R SL Standard position L				

Thumb turn cylinder

Oval



Sidra metal

2000S Ω

2000S

21.490

Oval single cylinder 1.5×31.5 mm for British mortise locks.

- Material: Sidra metal, chrome-plated.
- Thumb turn: nickel-plated brass.
- Standard length: 32.8×32.8 mm
- Web made of chrome nickel steel
- With hardened tumblers

Options

Scope of delivery

- System
- Cylinder material
- Length A
- Length B
- Cam type
- Sleeve A colour
- Sleeve B colour
- Rotor colour
- Oxide

- 1 thumb turn cylinder
- 1 fastening screw
M5 × 75 mm

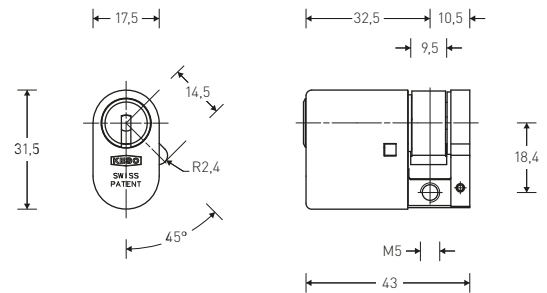
4

21.490/32.5/32.5/AU/03/03/0/N

1 2 3 4 5 6 7 8 9

1: System	2 2000S Ω, 2000S	5: Cam type	AU Union right SR Standard position R SL Standard position L	7: Sleeve B colour	02 nickel-plated 03 chrome-plated matt 04 gold deco 05 bronzed/light 07 black 08 glossy, chrome-plated
2: Cylinder material	4 Sidra metal	6: Sleeve A colour	02 nickel-plated 03 chrome-plated matt 04 gold deco 05 bronzed/light 07 black 08 glossy, chrome-plated	8: Rotor colour	0 Standard rotor colour 1 With coloured rotor
3: Length A	32.5 32.5 mm 37.5 37.5 mm 42.5 42.5 mm XX 5 mm increments	9: Oxide			N Without oxidation protection J With oxidation protection
4: Length B	32.5 32.5 mm 37.5 37.5 mm 42.5 42.5 mm XX 5 mm increments				

Single cylinder Oval



Brass, chrome-plated

Oval single cylinder 17.5×31.5 mm for British mortise locks of all types.

- Material: chrome-plated brass
- Standard length: 32.5 / 10.5 mm
- With hardened HRC60 tumblers

2000S Ω

2000S

21.40B

Options

Scope of delivery

System
Cylinder material
Length A
Cam type
Sleeve A colour
Rotor colour
Oxide

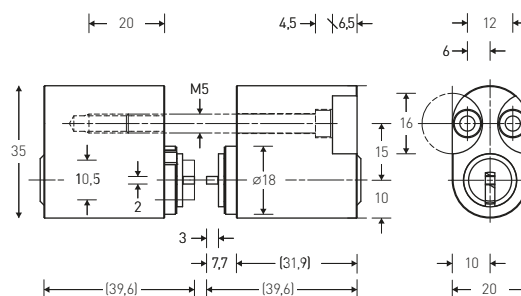
1 single cylinder
1 fastening screw
M5 × 75 mm

21.40B/32.5/AU/03/0/N

1 2 3 4 5 6 7

1: System	2 2000S Ω, 2000S	5: Sleeve A colour	02 nickel-plated 03 chrome-plated matt 04 gold deco 05 bronzed/light 07 black 08 glossy, chrome-plated
2: Cylinder material	4 Sidra metal	6: Rotor colour	0 Standard rotor colour 1 With coloured rotor
3: Length A	32.5 32.5 mm 37.5 37.5 mm 42.5 42.5 mm XX 5 mm increments	7: Oxide	N Without oxidation protection J With oxidation protection
4: Cam type	AU Union right SR Standard position R SL Standard position L		

Double cylinder Scandinavian



	4000S Ω	2000S Ω	2000S
Brass, chrome-plated	41.052	21.052	

Scandinavian double cylinder for special mortise locks. This cylinder consists of outer side (order code 21.036) and inner side (order code 21.037).

- Material: chrome-plated brass
- Standard length: 31.5×31.5 mm
- With hardened HRC60 tumblers

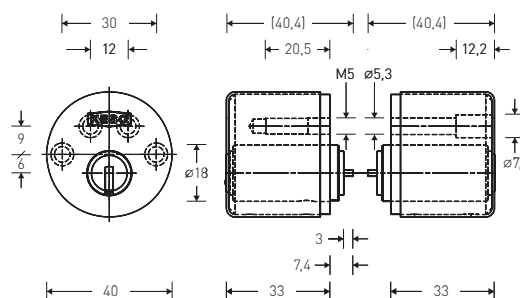
Options _____	Scope of delivery _____
System	1 double cylinder
Length A	2 hexagonal socket screw
Length B	M5×65 mm
Sleeve A colour	
Sleeve B colour	
Rotor colour	
ABS	
Oxide	

4

41.052/31.5/31.5/08/08/0/0/N

1: System	2 2000S Ω, 2000S 4 4000S Ω	8: ABS	0 Without drill-open protection A Side A
2: Cylinder material	0 Brass	9: Oxide	N Without oxidation protection J With oxidation protection
3: Length A	31.5 31.5 mm		
4: Length B	31.5 31.5 mm		
5: Sleeve A colour	04 gold deco 05 bronzed/light 08 glossy, chrome-plated		
6: Sleeve B colour	04 gold deco 05 bronzed/light 08 glossy, chrome-plated		
7: Rotor colour	0 Standard rotor colour 1 With coloured rotor		

Double cylinder Round Scandinavian



Brass, chrome-plated

Scandinavian round double cylinder for special mortise locks. Cylinder consists of outer side (order code 21.192) and inner side (order code 21.093).

- Material: chrome-plated brass
- Standard length: 33.0×33.0 mm
- With hardened HRC60 tumblers

2000S Ω

2000S

21.094

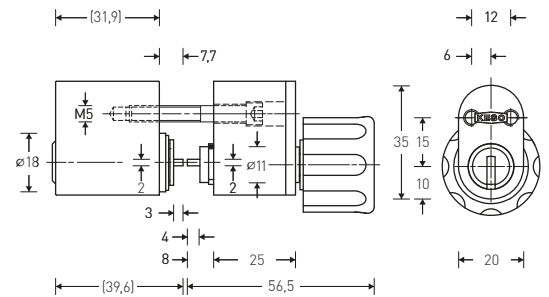
Options	Scope of delivery
System	1 double cylinder
Length A	4 hexagonal socket screw
Length B	M5×65 mm
Sleeve A colour	
Sleeve B colour	
Rotor colour	

21.094/33.0/33.0/F1/F1/0

1 2 3 4 5 6 7

1: System	2 2000S Ω, 2000S
2: Cylinder material	0 Brass
3: Length A	33 33 mm
4: Length B	33 33 mm
5: Sleeve A colour	04 gold deco 05 bronzed/light 08 glossy, chrome-plated
6: Sleeve B colour	04 gold deco 05 bronzed/light 08 glossy, chrome-plated
7: Rotor colour	0 Standard rotor colour 1 With coloured rotor

Thumb turn cylinder Oval Scandinavian



Brass, chrome-plated

Scandinavian thumb turn cylinder for special mortise locks. Cylinder consists of outer side (order code 21.036) and inner side (order code 11.054).

- Material: chrome-plated brass
- Thumb turn: nickel-plated brass
- Standard length: 31.5×30 mm
- With hardened HRC60 tumblers

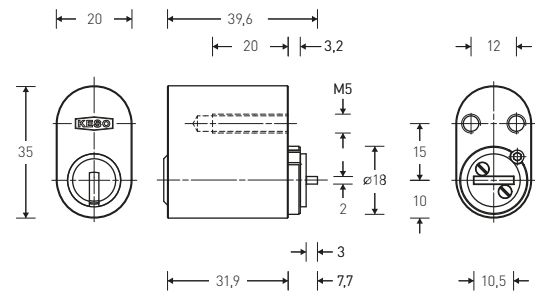
2000S Ω	2000S
21.053	

Options	Scope of delivery
System	1 thumb turn cylinder
Length B	2 hexagonal socket screw
Sleeve A colour	M5×65 mm
Sleeve B colour	
Rotor colour	
ABS	
Oxide	

21.053/31.5/30.0/08/08/0/0/N

1: System	2 2000S Ω, 2000S	5: Sleeve A colour	04 gold deco 05 bronzed/light 08 glossy, chrome-plated
2: Cylinder material	0 Brass	6: Sleeve B colour	04 gold deco 05 bronzed/light 08 glossy, chrome-plated
3: Length A	31.5 31.5 mm	7: Rotor colour	0 Standard rotor colour 1 With coloured rotor
4: Length B	30 30 mm 40 40 mm 50 50 mm	8: ABS	0 Without drill-open protection A Side A
		9: Oxide	N Without oxidation protection

Outer cylinder Oval Scandinavian



Brass, chrome-plated

4000S Ω	2000S Ω	2000S
41.036	21.036	

Scandinavian outside cylinder for special mortise locks of all types.

- Material: chrome-plated brass
- Standard length: 32.0/7.7 mm
- With hardened HRC60 tumblers

Options	Scope of delivery
System	1 outside cylinder with bushing
Sleeve A colour	
Rotor colour	
ABS	
Oxide	

41.036/31.5/08/0/0/N

1 2 3 4 5 6 7

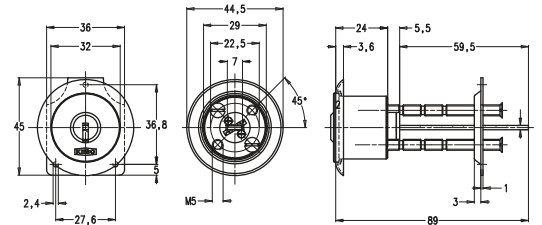

1: System	2 2000S Ω , 2000S 4 4000S Ω	5: Rotor colour	0 Standard rotor colour 1 With coloured rotor
2: Cylinder material	0 Brass	6: ABS	0 Without drill-open protection J With drill-open protection
3: Length A	31.5 31.5 mm	7: Oxide	N Without oxidation protection J With oxidation protection
4: Sleeve A colour	04 gold deco 05 bronzed/light 08 glossy, chrome-plated		

Additional locks

External and internal cylinders.....	91 – 96
Padlocks.....	97 – 102
Deadbolt and latch bolt locks for doors..	103 – 110
External and internal cylinders.....	111 – 113
Screw-type cylinders	114

Rim cylinder

Centric, for various box locks



	4000S Ω	4000S	3000 Ω	3000	2000S Ω	2000S
Brass	42.007		32.007		–	
Sidra metal	–		–		22.407	



Centric rim cylinder for box locks and garage door locks.

- Material: matt nickel-plated brass or Sidra metal
- With hardened tumblers HRC60

Options _____ Scope of delivery _____

System
Cylinder material
Drive arm length
Escutcheon
Exterior cylinder colour
ABS
Oxide

1 rim cylinder
2 fastening screws G.102/65
1 escutcheon G.005/04/02

Accessories _____

G.005/11/02
nickel-plated brass
11 mm hole
G.015/05, 5 mm high
G.015/10, 10 mm high
G.015/15, 15 mm high
G.015/20, 20 mm high

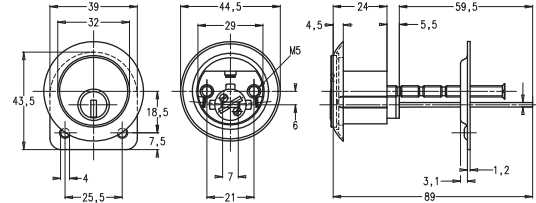

Accessories for rim cylinders,
please refer to page 204

42.007/064/01/02/0/N

1: System	2 2000S Ω, 2000S 3 3000 Ω, 3000 4 4000S Ω	6: ABS	0 Without drill-open protection A Side A
2: Cylinder material	0 Brass 4 Sidra metal	7: Oxide	N Without oxidation protection J With oxidation protection
3: Drive arm length	064 64 mm 094 94 mm 120 120 mm		
4: Escutcheon	01 G.005 meas. \varnothing 45 mm, 4 mm hole		
5: Exterior cylinder colour	02 nickel-plated 03 chrome-plated, matt 04 gold deco 05 bronzed/light 07 black 08 glossy, chrome-plated		

Rim cylinder

Eccentric, for various box locks



	4000S Ω	4000S	3000 Ω	3000	2000S Ω	2000S
Brass	42.010		32.010		-	
Sidra metal	-		-		22.410	



Eccentric rim cylinder for box locks and garage door locks.

- Material: matt nickel-plated brass or Sidra metal
- With hardened tumblers HRC60

Options

System
Cylinder material
Drive arm length
Escutcheon
Exterior cylinder colour
ABS
Oxide

Scope of delivery

1 rim cylinder
2 fastening screws G.102/65
1 x007 escutcheon
G.005/04/02

Accessories

G.005/11/02 nickel-plated brass, 11 mm hole
G.015/05, 5 mm high
G.015/10, 10 mm high
G.015/15, 15 mm high
G.015/20, 20 mm high

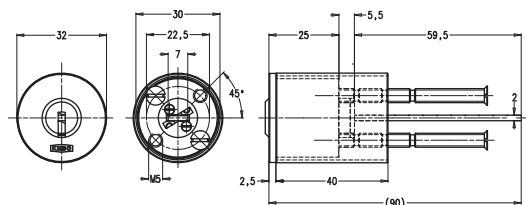
Accessories for rim cylinders, please refer to page 204

42.010/064/01/02/0/N

1 2 3 4 5 6 7

1: System	2 2000S Ω, 2000S 3 3000 Ω, 3000 4 4000S Ω	6: ABS	0 Without drill-open protection A Side A
2: Cylinder material	0 Brass 4 Sidra metal	7: Oxide	N Without oxidation protection J With oxidation protection
3: Drive arm length	064 64 mm 094 94 mm 120 120 mm		
4: Escutcheon	01 G.005 meas. \varnothing 45 mm, 4 mm hole		
5: Exterior cylinder colour	02 nickel-plated 03 chrome-plated, matt 04 gold deco 05 bronzed/light 07 black 08 glossy, chrome-plated		

Rim cylinder For garage door locks



	4000S Ω	4000S	3000 Ω	3000	2000S Ω	2000S
Brass	42.008		32.008		–	
Sidra metal	–		–		22.408	



Centric rim cylinder, suitable for garage door locks.

- Material: matt, nickel-plated brass or Sidra metal
- With hardened tumblers HRC60

Options _____ Scope of delivery _____

- System
 Cylinder material
 Drive arm length
 Spacer length
 Exterior cylinder colour
 ABS
 Oxide

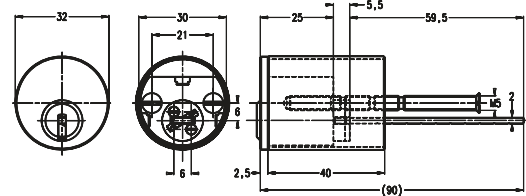
- 1 rim cylinder:
 1 spacer sleeve
 2 fastening screws G.102/65

42.008/064/40/02/0/N

1: System	2 2000S Ω, 2000S 3 3000 Ω, 3000 4 4000S Ω	5: Exterior cylinder colour	02 nickel-plated 03 chrome-plated, matt 04 gold deco 05 bronzed/light 07 black 08 glossy, chrome-plated
2: Cylinder material	0 Brass 4 Sidra metal	6: ABS	0 Without drill-open protection A Side A
3: Drive arm length	064 64 mm 094 94 mm 120 120 mm	7: Oxide	N Without oxidation protection J With oxidation protection
4: Spacer length	40 40 mm 45 45 mm 50 50 mm		

Rim cylinder

For garage door locks



	4000S Ω	4000S	3000 Ω	3000	2000S Ω	2000S
Brass	42.012		32.012		-	
Sidra metal	-		-		22.412	



Centric rim cylinder, suitable for garage door locks.

- Material: matt, nickel-plated brass or Sidra metal
- With spacer tube
- With hardened tumblers HRC60

Options	Scope of delivery
System	1 rim cylinder:
Cylinder material	1 spacer sleeve
Drive arm length	2 fastening screws G.102 / 65
Spacer length	
Exterior cylinder colour	
ABS	
Oxide	

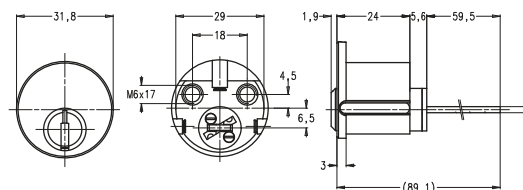

42 . 012 / 064 / 40 / 02 / 0 / N

1 2 3 4 5 6 7

1: System	2 2000S Ω, 2000S 3 3000 Ω, 3000 4 4000S Ω	5: Exterior cylinder colour	02 nickel-plated 03 chrome-plated, matt 04 gold deco 05 bronzed/light 07 black 08 glossy, chrome-plated
2: Cylinder material	0 Brass 4 Sidra metal	6: ABS	0 Without drill-open protection A Side A
3: Drive arm length	064 64 mm 094 94 mm 120 120 mm	7: Oxide	N Without oxidation protection J With oxidation protection
4: Spacer length	40 40 mm 45 45 mm 50 50 mm		

Rim cylinder

Eccentric for IKON box lock



4000S Ω	4000S	3000 Ω	3000	2000S Ω	2000S
42.045		32.045		22.045	

Brass



Eccentric rim cylinder designed specifically for IKON box locks.

- Material: nickel-plated brass
- With hardened tumblers HRC60

Options _____ Scope of delivery _____

System _____
 Cylinder material _____
 Drive arm length _____
 Escutcheon _____
 Exterior cylinder colour _____
 ABS _____
 Oxide _____

1 rim cylinder

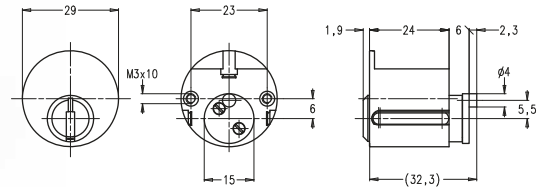
42.045/064/09/02/0/N

1 2 3 4 5 6 7

1: System	2 2000S Ω, 2000S 3 3000 Ω, 3000 4 4000S Ω	5: Exterior cylinder colour	02 nickel-plated 03 chrome-plated, matt 04 gold deco 05 bronzed/light 07 black 08 glossy, chrome-plated
2: Cylinder material	0 Brass	6: ABS	0 Without drill-open protection
3: Drive arm length	064 64 mm 094 94 mm 120 120 mm	7: Oxide	N Without oxidation protection J With oxidation protection
4: Escutcheon	09 G.045 IKON escutcheon		

Inner cylinder

Eccentric for IKON box lock



4000S Ω	4000S	3000 Ω	3000	2000S Ω	2000S
42.046		32.046		22.046	

Brass



Eccentric interior cylinder designed specifically for IKON box locks.

- Material: nickel-plated brass
- With hardened tumblers HRC60

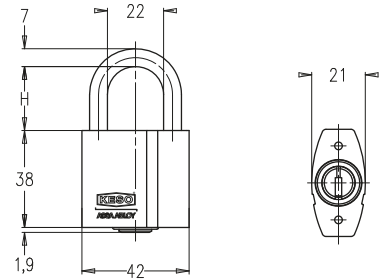
Options _____	Scope of delivery _____
System _____	1 inner cylinder
Cylinder material _____	
Deadbolt length _____	
ABS _____	
Oxide _____	

42.046/11/0/N
1 2 3 4 5

1: System	2 2000S Ω, 2000S 3 3000 Ω, 3000 4 4000S Ω	4: ABS	0 Without drill-open protection
2: Cylinder material	0 Brass	5: Oxide	N Without oxidation protection J With oxidation protection
3: Deadbolt length	11 11 mm 20 20 mm 25 25 mm 31 31 mm 31,5 31.5 mm		

Padlock

With shackle diameter of 7 mm



	4000S Ω	4000S	3000 Ω	3000	2000S Ω	2000S
Brass	42.037		32.037		22.037	



- Padlock housing: chrome-plated brass
- Cylinder: Sidra metal
- Housing: 42/38 mm
- Shackle height: 25 MM, alternatively available with shackle heights 50, 70, 100 mm
- Boron steel hardened shackle
- Automatic closing
- Oxidation protection
- With hardened tumblers HRC60

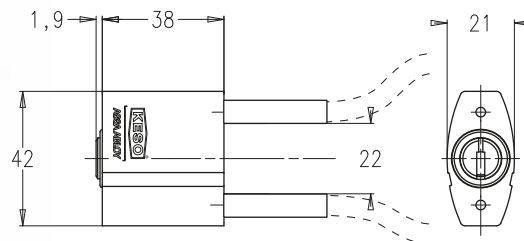

Options	Scope of delivery
System	1 padlock
Cylinder material	Note
Bügeltyp	
ABS	
Oxide	Dust cap not applicable for System 4000S Ω.
Dust cover	

42.037/025/0/J/N

1: System	2 2000S Ω, 2000S 3 3000 Ω, 3000 4 4000S Ω	4: ABS	0 Without drill-open protection
2: Cylinder material	0 Brass	5: Oxide	J With oxidation protection
3: Shackle type	025 Height 25 mm, hardened steel R25 Height 25 mm, non-corrosive 050 Height 50 mm, hardened steel R50 Height 50 mm, non-corrosive R70 Height 70 mm, non-corrosive R10 Height 100 mm, non-corrosive	6: Dust cover	N Without dust cover J With dust cover

Padlock

With 45 cm cable



4000S Ω	4000S	3000 Ω	3000	2000S Ω	2000S
42.037.220		32.037.220		22.037.220	

Brass



Padlock with cylinder and cable 45 cm for flexible applications.

- Padlock housing: chrome-plated brass
- Housing: 42/38 mm
- Cable: 45 cm long
- Automatic closing
- Oxidation protection
- With hardened tumblers HRC60

Options _____ Scope of delivery _____

System
Cylinder material
Shackle type
ABS
Oxide
Dust cover

1 padlock

Note _____

Dust cap not applicable for System 4000S Ω.

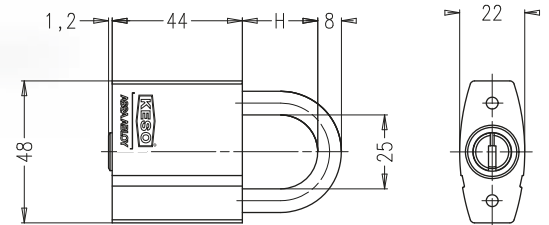
42.037/220/0/J/N

1 2 3 4 5 6

1: System	2 2000S Ω, 2000S 3 3000 Ω, 3000 4 4000S Ω
2: Cylinder material	0 Brass
3: Shackle type	220 Height 220, wire cable
4: ABS	0 Without drill-open protection
5: Oxide	J With oxidation protection
6: Dust cover	N Without dust cover J With dust cover

Padlock

With shackle diameter of 8 mm



4000S Ω	4000S	3000 Ω	3000	2000S Ω	2000S
42.042		32.042		22.042	

Brass



Padlock with cylinder.

- Padlock housing: chrome-plated brass
- Housing: 47/44 mm
- Shackle height: 25 mm, alternatively available with shackle heights of 50 and 100 mm
- Boron steel hardened shackle
- Automatic closing
- Oxidation protection
- With hardened tumblers HRC60

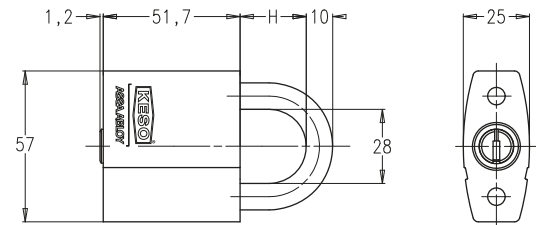
Options _____	Scope of delivery _____
System _____	1 padlock
Cylinder material _____	Note _____
Shackle type _____	Dust cap not applicable for System 4000S Ω.
ABS _____	
Oxide _____	
Dust cover _____	

42.042/025/0/J/N

1: System	2 2000S Ω, 2000S 3 3000 Ω, 3000 4 4000S Ω	4: ABS	0 Without drill-open protection
2: Cylinder material	0 Brass	5: Oxide	J With oxidation protection
3: Shackle type	025 Height 25 mm, hardened steel 050 Height 50 mm, hardened steel 100 Height 100 mm hardened steel	6: Dust cover	N Without dust cover J With dust cover

Padlock

With shackle diameter of 10 mm



4000S Ω	4000S	3000 Ω	3000	2000S Ω	2000S
42.043		32.043		22.043	

Brass



Padlock with cylinder.

- Padlock housing: chrome-plated brass
- Boron steel hardened shackle
- Housing 55/52 mm
- Shackle height: 25 mm, alternatively available with shackle heights 50 and 100 mm
- Automatic closing
- Oxidation protection
- With hardened tumblers HRC60

Options _____ Scope of delivery _____

System
Cylinder material
Shackle type
ABS
Oxide
Dust cover

1 padlock

Note _____

Dust cap not applicable for System 4000S Ω.

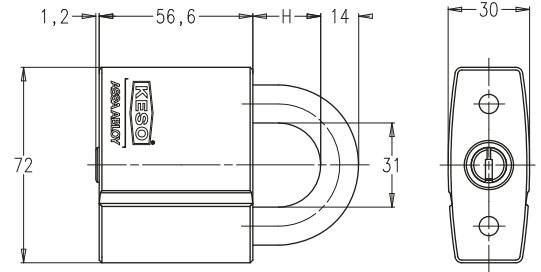
42 . 043 / 025 / 0 / J / N

1 2 3 4 5 6

1: System	2 2000S Ω, 2000S 3 3000 Ω, 3000 4 4000S Ω
2: Cylinder material	0 Brass
3: Shackle type	025 Height 25 mm, hardened steel 050 Height 50 mm, hardened steel
4: ABS	0 Without drill-open protection
5: Oxide	J With oxidation protection
6: Dust cover	N Without dust cover J With dust cover

Padlock

With shackle diameter of 14 mm



	4000S Ω	4000S	3000 Ω	3000	2000S Ω	2000S
Brass	42.044		32.044		22.044	



Padlock with cylinder. Housing and shackle made from hardened steel for a high level of security.

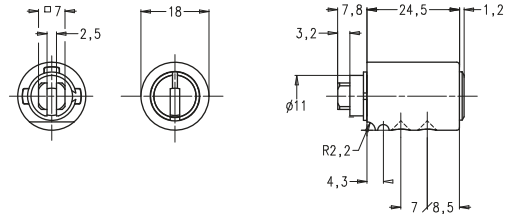
- Housing: 70/57 mm
- Shackle height: 25 mm, alternatively
- Available with shackle height of 50 mm or 100 mm
- Automatic closing
- Oxidation protection
- With hardened tumblers HRC60

Options _____	Scope of delivery _____
System _____	1 padlock
Cylinder material _____	Note _____
Shackle type _____	Dust cap not applicable for
ABS _____	System 4000S Ω.
Oxide _____	
Dust cover _____	

42.044/025/0/J/N

1: System	2 2000S Ω, 2000S 3 3000 Ω, 3000 4 4000S Ω
2: Cylinder material	0 Brass
3: Shackle type	025 Height 25 mm, hardened steel 050 Height 50 mm, hardened steel
4: ABS	0 Without drill-open protection
5: Oxide	J With oxidation protection
6: Dust cover	N Without dust cover J With dust cover

Padlock cylinders



	4000S Ω	4000S	3000 Ω	3000	2000S Ω	2000S
Brass	48.003		38.003		-	
Sidra metal	-		-		28.403	



Padlock cylinders for all KESO padlocks.

- Material: Sidra metal
- Oxidation protection
- With hardened tumblers HRC60

Options _____ Scope of delivery _____

System
Material Zylinder
Nominal length
Use
Cylinder colour

1 padlock cylinder

Note _____

Dust cap not applicable for System 4000S Ω.

28.403/24/01/02

48.003/24/01/03

1 2 3 4 5

1: System	2 2000S Ω, 2000S 3 3000 Ω, 3000 4 4000S Ω	5: Cylinder colour	02 nickel-plated 03 chrome-plated, matt 04 gold deco 05 bronzed/light 07 black 08 glossy, chrome-plated
2: Material Zylinder	0 Brass 4 Sidra metal		
3: Nominal length	024 24 mm		
4: Use	01 Standard 58 Without dust cover 66 With dust cover		

Deadbolt lock

With rim cylinder



	4000S Ω	4000S	3000 Ω	3000	2000S Ω	2000S
Brass	42.004		32.004		–	
Sidra metal	–		–		22.404	



Deadbolt lock with thumb turn and centric cylinder for steel, aluminium or uPVC profile doors, and for securing windows.

- Housing: nickel-plated brass
- Standard colour lock case: grey finish
- With exterior cylinder centric
- With hardened tumblers HRC60
- With thumbturn on inside
- Deadbolt feed single rotation 21 mm
- Convertible for left- and right-hand doors
- Backset: 60 mm

Options _____ Scope of delivery _____

System
Cylinder material
Lock case colour
Lock case position
Rotor position
Drive arm length
Escutcheon
Exterior cylinder colour
ABS
Oxide

1 deadbolt lock with thumb turn and rim cylinder
1 set of fastening screws

Accessories _____

G.005/11/02 nickel-plated brass, 11 mm hole
G.015/05, 5 mm high
G.015/10, 10 mm high
G.015/15, 15 mm high
G.015/20, 20 mm high

Accessories for rim cylinders, please refer to page 204

42.004/G/00/ZE/064/01/02/0/N

1: System	2 2000S Ω, 2000S 3 3000 Ω, 3000 4 4000S Ω	8: Exterior cylinder colour	02 nickel-plated 03 chrome-plated, matt 04 gold deco 05 bronzed/light 07 black 08 glossy, chrome-plated
2: Cylinder material	0 Brass 4 Sidra metal	9: ABS	0 Without drill-open protection A Side A
3: Lock case colour	G grey	10: Oxide	N Without oxidation protection J With oxidation protection
4: Lock case position	00 Universal		
5: Rotor position	EX eccentric ZE centric		
6: Drive arm length	064 64 mm 094 94 mm 120 120 mm		
7: Escutcheon	01 G.005 meas. Ø45 mm, 4 mm hole		

Latch bolt lock With rim cylinder



	4000S Ω	4000S	3000 Ω	3000	2000S Ω	2000S
Brass	42.006		32.006		–	
Sidra metal	–		–		22.406	



Latch bolt lock with thumb turn for steel, aluminium or uPVC profile doors and for securing windows.

- Retainer and rim cylinder centric
- With hardened tumblers HRC60
- Standard colour lock case: grey finish
- With thumbturn on inside
- Single rotation
- Convertible for left- and right-hand doors
- Backset: 60 mm

Options

System
Cylinder material
Lock case colour
Lock case position
Rotor position
Drive arm length
Escutcheon
Exterior cylinder colour
ABS
Oxide

Scope of delivery

1 latch bolt lock with thumb turn, arrester and centric rim cylinder
1 set of fastening screws

Accessories

G.005/11/02 nickel-plated brass, 11 mm hole
G.015/05, 5 mm high
G.015/10, 10 mm high
G.015/15, 15 mm high
G.015/20, 20 mm high

Accessories for rim cylinders, please refer to page 204

42.006/G/00/ZE/064/01/02/0/N

1 2 3 4 5 6 7 8 9 10

1: System	2 2000S Ω, 2000S 3 3000 Ω, 3000 4 4000S Ω	8: Exterior cylinder colour	02 nickel-plated 03 chrome-plated, matt 04 gold deco 05 bronzed/light 07 black 08 glossy, chrome-plated
2: Cylinder material	0 Brass 4 Sidra metal	9: ABS	0 Without drill-open protection A Side A
3: Lock case colour	G grey	10: Oxide	N Without oxidation protection J With oxidation protection
4: Lock case position	00 Universal		
5: Rotor position	EX eccentric ZE centric		
6: Drive arm length	064 64 mm 094 94 mm 120 120 mm		
7: Escutcheon	01 G.005 meas. Ø45 mm, 4 mm hole		

Deadbolt lock

With inner and rim cylinder



	4000S Ω	4000S	3000 Ω	3000	2000S Ω	2000S
Brass	42.001		32.001		–	
Sidra metal	–				22.401	



Deadbolt lock with inner and outer cylinder for steel, aluminium or uPVC profile doors, and for securing windows.

- Housing Material: nickel-plated brass
- Standard colour lock case: grey finish
- With inner and outer cylinder, eccentric
- With hardened tumblers HRC60
- Deadbolt feed: 2 turns, 21 mm
- Convertible for left- and right-hand doors
- Backset: 60 mm

Options _____ Scope of delivery _____

- System
 Cylinder material
 Lock case colour
 Lock case position
 Rotor position
 Drive arm length
 Escutcheon
 Exterior cylinder colour
 ABS
 Oxide
 Funktion A

- 1 deadbolt lock with inner and rim cylinder eccentric
 1 set of fastening bolts

Accessories _____

- G.005/11/02 nickel-plated brass, 11 mm hole
 G.015/05, 5 mm high
 G.015/10, 10 mm high
 G.015/15, 15 mm high
 G.015/20, 20 mm high

Accessories for rim cylinders, please refer to page 204

42.001/G/R/ZE/064/01/02/0/N

1 2 3 4 5 6 7 8 9 10

1: System	2 2000S Ω, 2000S 3 3000 Ω, 3000 4 4000S Ω	7: Escutcheon	01 G.005 meas. Ø45 mm, 4 mm hole
2: Cylinder material	0 Brass 4 Sidra metal	8: Exterior cylinder colour	02 nickel-plated 03 chrome-plated, matt 04 gold deco 05 bronzed/light 07 black 08 glossy, chrome-plated
3: Lock case colour	G grey	9: ABS	0 Without drill-open protection A Side A
4: Lock case position	R right-hand, inward-opening L left-hand, inward opening	10: Oxide	N Without oxidation protection J With oxidation protection
5: Rotor position	EX eccentric ZE centric		
6: Drive arm length	064 64 mm 094 94 mm 120 120 mm		

Deadbolt lock

With thumb turn and rim cylinder



	4000S Ω	4000S	3000 Ω	3000	2000S Ω	2000S
Brass	42.000		32.000		-	
Sidra metal	-		-		22.400	



Deadbolt lock with thumb turn and rim cylinder for steel, aluminium or uPVC profile doors; also for securing windows.

- Housing Material: nickel-plated brass
- Standard colour lock case: grey finish
- With exterior cylinder centric
- With hardened tumblers HRC60
- With thumbturn on inside
- Single rotation
- Convertible for left- and right-hand doors
- Backset: 60 mm

Options

- System
- Cylinder material
- Lock case colour
- Lock case position
- Rotor position
- Drive arm length
- Escutcheon
- Exterior cylinder colour
- ABS
- Oxide

Scope of delivery

- 1 deadbolt lock with thumb turn and rim cylinder, centric
- 1 set of fastening bolts

Accessories

- G.005/11/02 nickel-plated brass, 11 mm hole
- G.015/05, 5 mm high
- G.015/10, 10 mm high
- G.015/15, 15 mm high
- G.015/20, 20 mm high

Accessories for rim cylinders, please refer to page 204

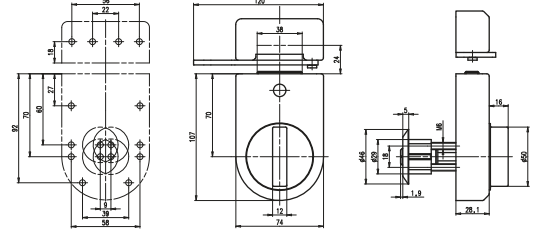
42.000/G/00/ZE/064/01/02/0/N

1 2 3 4 5 6 7 8 9 10

1: System	2 2000S Ω, 2000S 3 3000 Ω, 3000 4 4000S Ω	8: Exterior cylinder colour	02 nickel-plated 03 chrome-plated, matt 04 gold deco 05 bronzed/light 07 black 08 glossy, chrome-plated
2: Cylinder material	0 Brass 4 Sidra metal	9: ABS	0 Without drill-open protection A Side A
3: Lock case colour	G grey	10: Oxide	N Without oxidation protection J With oxidation protection
4: Lock case position	00 Universal		
5: Rotor position	EX eccentric ZE centric		
6: Drive arm length	064 64 mm 094 94 mm 120 120 mm		
7: Escutcheon	01 G.005 meas. Ø45 mm, 4 mm hole		

Deadbolt lock

With thumb turn and rim cylinder



4000S Ω	4000S
42.065	

2000S Ω	2000S
22.065	

Brass



Deadbolt lock with thumb turn for steel aluminium or uPVC profile doors, and for securing windows, including locking shackle.

- Housing Material: nickel-plated brass
- Standard colour lock case: grey finish
- With locking shackle
- With eccentric outer cylinder
- With hardened tumblers HRC60
- With thumbturn on inside
- Deadbolt feed: 2 turns, 21 mm
- Convertible for left- and right-hand doors
- Backset convertible between 60 mm and 70 mm

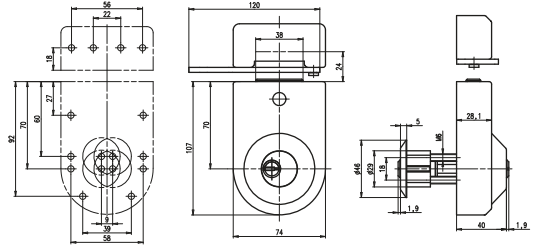
Options	Scope of delivery
System	1 deadbolt lock with locking shackle and eccentric rim cylinder
Cylinder material	1 Set of fastening bolts
Lock case colour	
Lock case position	
Rotor position	
Drive arm length	
Escutcheon	
Exterior cylinder colour	
ABS	
Oxide	

42.065/S/R/EX/064/09/02/0/N

1: System	2 2000S Ω, 2000S 4 4000S Ω	7: Escutcheon	09 G.045 IKON escutcheon
2: Cylinder material	0 Brass	8: Exterior cylinder colour	02 nickel-plated 03 chrome-plated, matt 04 gold deco 05 bronzed/light 07 black 08 glossy, chrome-plated
3: Lock case colour	B Brown S silver W white	9: ABS	0 Without drill-open protection
4: Lock case position	R right-hand, inward-opening L left-hand, inward opening	10: Oxide	N Without oxidation protection J With oxidation protection
5: Rotor position	EX eccentric		
6: Drive arm length	064 64 mm 094 94 mm 120 120 mm		

Deadbolt lock

With locking rod, inner and rim cylinder



4000S Ω 4000S
42.063

2000S Ω 2000S
22.063

Brass



Deadbolt lock with locking rod for steel, aluminium or uPVC profile doors and for securing windows, including locking shackle.

- Housing Material: nickel-plated brass
- Standard colour lock case: grey finish
- With locking shackle
- With inner and rim cylinder, eccentric
- With hardened tumblers HRC60
- Deadbolt feed: 2 turns, 21 mm
- Convertible for left- and right-hand doors
- Backset: 60 mm

Options _____ Scope of delivery _____

- System
Cylinder material
Lock case colour
Lock case position
Rotor position
Drive arm length
Escutcheon
Exterior cylinder colour
ABS
Oxide

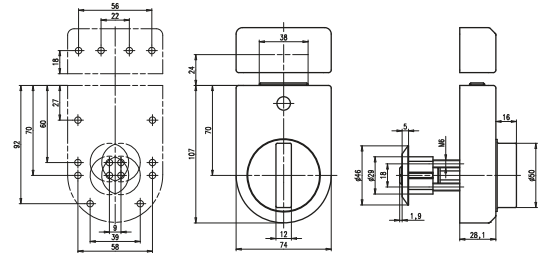
- 1 deadbolt lock with security link and inner and rim cylinder, eccentric
1 set of fastening bolts

42.063/S/R/EX/064/09/02/0/N

1: System	2 2000S Ω, 2000S 4 4000S Ω	7: Escutcheon	09 G.045 IKON escutcheon
2: Cylinder material	0 Brass	8: Exterior cylinder colour	02 nickel-plated 03 chrome-plated, matt 04 gold deco 05 bronzed/light 07 black 08 glossy, chrome-plated
3: Lock case colour	B Brown S silver W white	9: ABS	0 Without drill-open protection
4: Lock case position	R right-hand, inward-opening L left-hand, inward opening	10: Oxide	N Without oxidation protection J With oxidation protection
5: Rotor position	EX eccentric		
6: Drive arm length	064 64 mm 094 94 mm 120 120 mm		

Deadbolt lock

With thumb turn and rim cylinder



4000S Ω	4000S
42.064	

2000S Ω	2000S
22.064	

Brass



Deadbolt lock with thumb turn and rim cylinder for steel, aluminium or uPVC profile doors, and for securing windows.

- Housing Material: nickel-plated brass
- Standard colour lock case: grey finish
- With eccentric rim cylinder
- With hardened tumblers HRC60
- Deadbolt feed: 2 turns, 21 mm
- Convertible for left- and right-hand doors
- Backset convertible between 60 mm and 70 mm

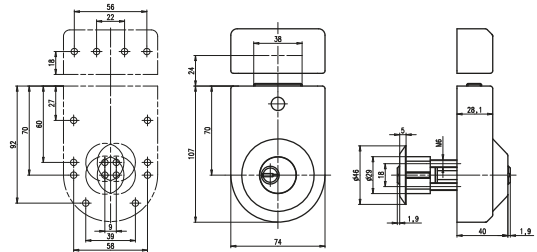
Options	Scope of delivery
System	1 deadbolt lock with inner and rim cylinder eccentric
Cylinder material	1 Set of fastening bolts
Lock case colour	
Lock case position	
Rotor position	
Drive arm length	
Escutcheon	
Exterior cylinder colour	
ABS	
Oxide	

42.064/S/00/EX/064/09/02/0/N

1: System	2 2000S Ω, 2000S 4 4000S Ω	7: Escutcheon	09 G.045 IKON escutcheon
2: Cylinder material	0 Brass	8: Exterior cylinder colour	02 nickel-plated 03 chrome-plated, matt 04 gold deco 05 bronzed/light 07 black 08 glossy, chrome-plated
3: Lock case colour	B Brown S silver W white	9: ABS	0 Without drill-open protection
4: Lock case position	00 Universal	10: Oxide	N Without oxidation protection J With oxidation protection
5: Rotor position	EX eccentric		
6: Drive arm length	064 64 mm 094 94 mm 120 120 mm		

Deadbolt lock

With inner and rim cylinder, eccentric



4000S Ω 4000S
42.062

2000S Ω 2000S
22.062

Brass



Deadbolt lock with inner and rim cylinder for steel, aluminium or uPVC profile doors, and for securing windows.

- Housing Material: nickel-plated brass
- Standard colour: grey finish
- With eccentric inner and rim cylinder
- With hardened tumblers HRC60
- Deadbolt feed: 2 turns, 21 mm
- Please state whether for left- or right-hand door
- Backset convertible between 60 mm and 70 mm

Options

- System
- Cylinder material
- Lock case colour
- Lock case position
- Rotor position
- Drive arm length
- Escutcheon
- Exterior cylinder colour
- Oxyd

Scope of delivery

- 1 deadbolt lock with inner and rim cylinder eccentric
- 1 Set of fastening bolts

42.062/S/R/EX/064/09/02/0/J

1 2 3 4 5 6 7 8 9 10

1: System	2 2000S Ω, 2000S 4 4000S Ω	7: Escutcheon	09 G.045 IKON escutcheon	9: ABS	0 Without drill-open protection
2: Cylinder material	0 Brass	8: Exterior cylinder colour	02 nickel-plated 03 chrome-plated, matt 04 gold deco 05 bronzed/light 07 black 08 glossy, chrome-plated	10: Oxyd	N without Oxidationsschutz N Without oxidation protection J With oxidation protection
3: Lock case colour	B Brown S silver W white				
4: Lock case position	R right-hand, inward-opening L left-hand, inward opening				
5: Rotor position	EX eccentric				
6: Drive arm length	9.80 9.8 mm 017 17 mm 064 64 mm 094 94 mm 120 120 mm				

Rim cylinder For CISA lock



	4000S Ω	4000S	3000 Ω	3000	2000S Ω	2000S
Brass	42.099.00002		32.099.00002		22.099.00002	

Rim cylinder with bushing for CISA locks.

- Material: chrome plated brass
- With hardened HRC60 tumblers

Options _____ Scope of delivery _____

System
Cylinder material
Sleeve A colour

1 rim cylinder

42.099/00002

1 2

1: System	2 2000S Ω, 2000S 4 4000S Ω
2: Cylinder material	0 Brass

Inner cylinder For CISA lock



Brass

4000S Ω	4000S	3000 Ω	3000	2000S Ω	2000S
42.099.00003		32.099.00003		22.099.00003	

Inside cylinder for CISA locks.

- Material: chrome plated brass
- With hardened tumblers

Options _____ Scope of delivery _____

System
Cylinder material
Cylinder colour

1 inside cylinder

42.099/00003

1 2

1: System 2 2000S Ω, 2000S
4 4000S Ω

2: Cylinder material 0 Brass

Outside and inside cylinders

Set for CISA lock



	4000S Ω	4000S	3000 Ω	3000	2000S Ω	2000S
Brass	42.099.00004		32.099.00004		22.099.00004	

Outside and inside cylinder set for CISA locks. This cylinder consists of the outside cylinder with bushing (order code _2.099.00002) and the inside cylinder (order code _2.099.00003).

- Material: chrome plated brass
- With hardened HRC60 tumblers

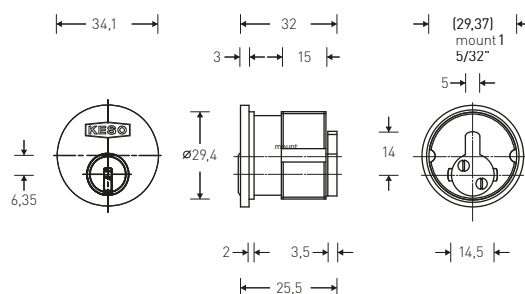
Options _____ Scope of delivery _____
 System _____
 Cylinder material _____ 1 outside cylinder with bushing
 1 inside cylinder

42.099/00004

1 2

1: System	2 2000S Ω, 2000S 4 4000S Ω
2: Cylinder material	0 Brass

ANSI screw cylinder



4000S Ω	4000S	3000 Ω	3000	2000S Ω	2000S
42.424		32.424		22.424	

Sidra metal

ANSI screw cylinder for American mortise locks.

- Material: Sidra metal, chrome-plated
- Standard length 28 mm and 33 mm
- Diameter: 34.1 mm
- With hardened HRC60 tumblers

Options _____	Scope of delivery _____
System	1 ANSI screw cylinder
Cylinder material	
Nominal length	
Cylinder colour	
Oxide	

22.424/025/08/N

1 2 3 4 5

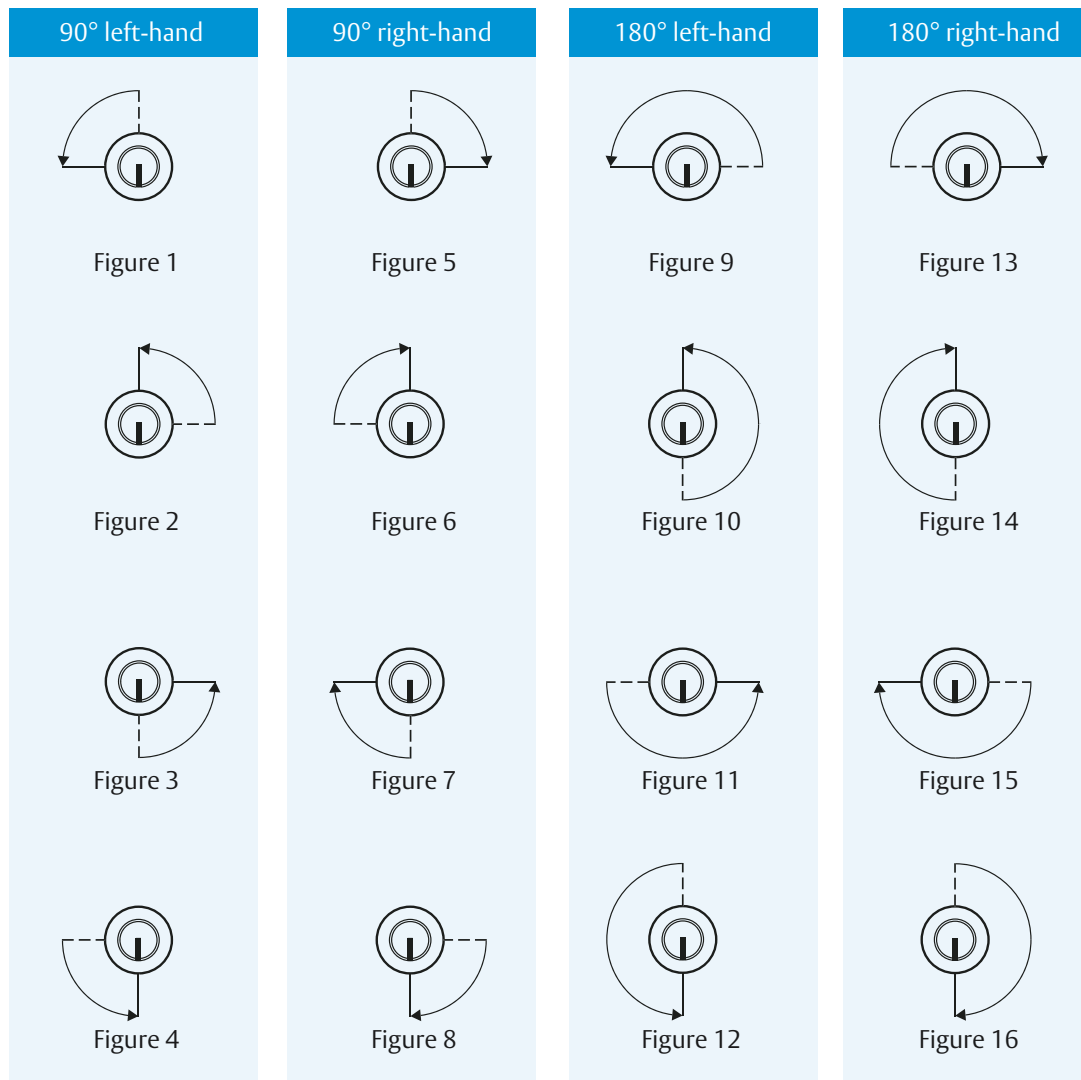
1: System	2 2000S Ω, 2000S
2: Cylinder material	4 Sidra metal
3: Nominal length	028 28 mm 033 33 mm
4: Cylinder colour	04 gold deco 05 bronzed/light 08 glossy, chrome-plated
5: Oxide	N Without oxidation protection J With oxidation protection

Furniture locks

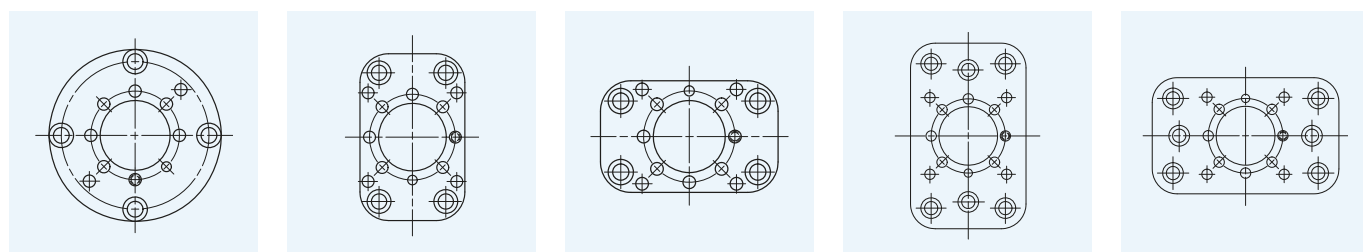
Information on furniture locks.....	116
Deadbolt lock / latch bolt lock.....	117-121
Surface-mounted rod lock.....	122-124
Bolt variants for locking cylinder	125
Locking cylinders.....	126-136
Mounting cylinders	137-138
Pressure cylinders	139-142

Information on furniture locks

Actuator figures Closing movement



Fixing plate for X3.035, X3.037, x3.041



R3 Fixing Plate
Dimensions:
Ø35×1.5mm

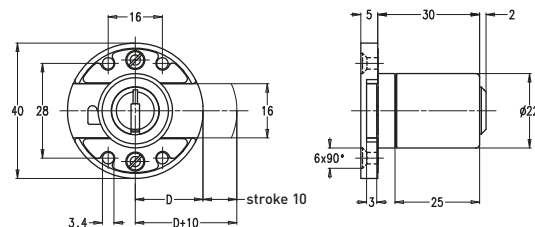
K1 Fixing Plate
Dimensions:
35×22×1.5mm

K2 Fixing Plate
35×22×1.5mm

G1 Fixing Plate
Dimensions:
45×28×1.5mm

G2 Fixing Plate
Dimensions:
45×28×1.5mm

Deadbolt lock With flat bolt



	4000S Ω	4000S	3000 Ω	3000	2000S Ω	2000S
Brass	43.030		33.030		23.030	

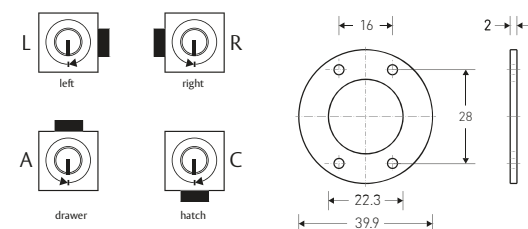
The deadbolt lock with flat bolt, screw-on or mortise fit.

- Standard colour: nickel-plated
- With hardened tumblers HRC60
- Convertible left- or right-hand for doors, also for drawers
- Key withdrawable in open position
- Backsets: 20, 30, 40, 50, 60, 80, 100 mm
- Cylinder lengths: 25, 30, 35, 40, 45, 50, 55, 60, 65, 70 mm

Options _____ Scope of delivery _____

- | | |
|-------------------|----------------------------|
| System | 1 deadbolt lock |
| Cylinder material | 1 surface-mounted cylinder |
| Nominal length | _3.008.025 |
| Backset | |
| Deadbolt | |
| Lock position | Accessories _____ |
| Cylinder colour | V.000 / 45 / 49 Spacer |
| Oxide | |

Lock position _____ Spacer _____

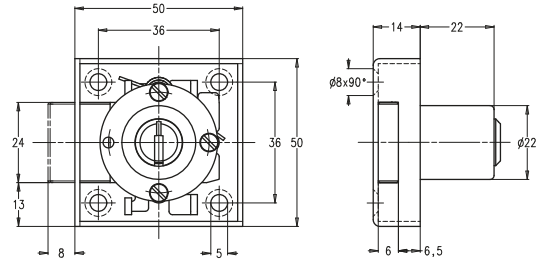


43.030/025/020/02/R/02/N

1: System	2 2000S Ω , 2000S 3 3000 Ω , 3000 4 4000S Ω	4: Backset	20 20 mm 30 30 mm 40 40 mm 50 50 mm 60 60 mm 80 80 mm 100 100 mm	7: Cylinder colour	02 nickel-plated 03 chrome-plated, matt 04 gold deco 05 bronzed/light 07 black 08 glossy, chrome-plated
2: Cylinder material	0 Brass	5: Deadbolt	02 Flat	8: Oxide	N Without oxidation protection J With oxidation protection
3: Nominal length	025 25 mm 030 30 mm 035 35 mm 040 40 mm 045 45 mm 050 50 mm 055 55 mm 060 60 mm 065 65 mm 075 75 mm	6: Lock position	L Left-hand R Right-hand A Drawer C Shutter		

Deadbolt lock

Square



4000S Ω	4000S	3000 Ω	3000	2000S Ω	2000S
43.074		33.074		23.074	

Brass

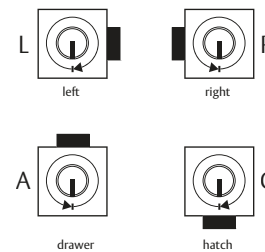
The surface-mounted deadbolt lock is a universal lock for furniture and cabinet doors.

- Material lock case: refined steel, deadbolt brass
- Cylinder: matt, nickel-plated brass
- With hardened tumblers HRC60
- Convertible for left- /right-hand lock
- Drawer or hatch
- Deadbolt feed 8 mm
- Closing rotational stroke: 360°; key removable in open and closed position
- Backset: 25 mm
- Cylinder lengths: 25, 30, 35, 45, 50 mm

Options _____ Scope of delivery _____

System	1 surface-mounted deadbolt lock
Cylinder material	1 surface-mounted cylinder_3.008.025
Nominal length	1 striker G. 251
Backset	1 escutcheon G.006
Lock position	
Cylinder colour	
Oxide	

Lock position _____

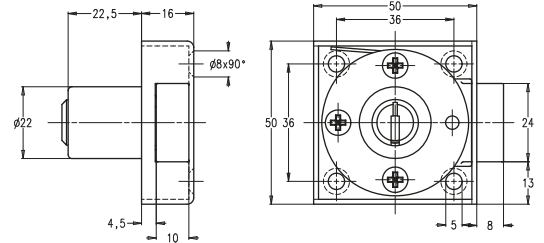


43.074/025/025/R/02/N

1 2 3 4 5 6 7

1: System	2 2000S Ω, 2000S 3 3000 Ω, 3000 4 4000S Ω	5: Lock position	L Left-hand R Right-hand A Drawer C Shutter
2: Cylinder material	0 Brass	6: Cylinder colour	02 nickel-plated 03 chrome-plated, matt 04 gold deco 05 bronzed/light 07 black 08 glossy, chrome-plated
3: Nominal length	025 25 mm 030 30 mm 035 35 mm 040 40 mm 045 45 mm 050 50 mm	7: Oxide	N Without oxidation protection J With oxidation protection
4: Backset	25 25 mm		

Latch bolt Square



	4000S Ω	4000S	3000 Ω	3000	2000S Ω	2000S
Brass	43.075		33.075		23.075	

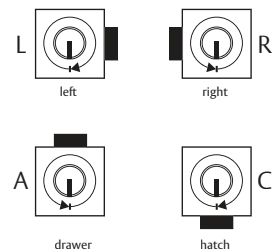
The surface-mounted latch bolt lock with surface-mounted cylinder is a universally applicable lock for furniture, cabinet doors and drawers.

- Material lock case: refined steel
- Cylinder: matt, nickel-plated brass
- With hardened tumblers HRC60
- Convertible for left- /right-hand lock, drawer or hatch
- Opening rotation stroke: 90° (forced closing)
- Backset: 25 mm
- Cylinder lengths: 25, 30, 35, 45, 50 mm

Options _____ Scope of delivery _____

System	1 surface-mounted latch bolt lock
Cylinder material	1 surface-mounted cylinder_3.008.025
Nominal length	1 angled strike plate G.252
Backset	1 escutcheon G.006
Lock position	
Cylinder colour	
Oxide	

Lock position _____

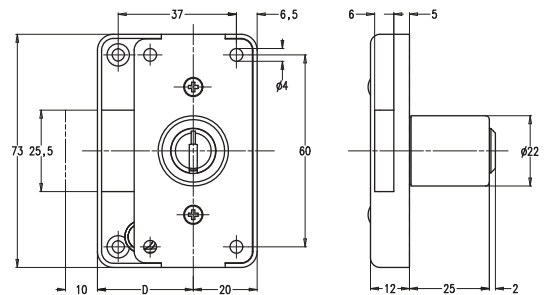


43.075 / 025 / 025 / R / 02 / N

1: System	2 2000S Ω, 2000S 3 3000 Ω, 3000 4 4000S Ω	5: Lock position	L Left-hand R Right-hand A Drawer C Shutter
2: Cylinder material	0 Brass	6: Cylinder colour	02 nickel-plated 03 chrome-plated, matt 04 gold deco 05 bronzed/light 07 black 08 glossy, chrome-plated
3: Nominal length	025 25 mm 030 30 mm 035 35 mm 040 40 mm 050 50 mm	7: Oxide	N Without oxidation protection J With oxidation protection
4: Backset	25 25 mm		

Deadbolt lock

Rectangular



4000S Ω	4000S	3000 Ω	3000	2000S Ω	2000S
43.084		33.084		23.084	

Brass

The deadbolt lock with surface-mounted cylinder is a universally applicable lock for furniture, cabinet doors and drawers.

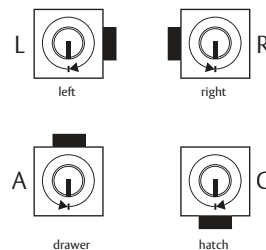
- Material lock case: refined steel
- Cylinder: matt, nickel-plated brass
- With hardened tumblers HRC60
- Convertible for left- /right-hand lock, drawer or hatch
- Deadbolt feed: 10 mm
- Closing rotational stroke: 360°; key removable in open and closed position
- Backset: 30, 35, 40 mm
- Cylinder lengths: 25, 30, 35, 45, 50 mm

Options _____ Scope of delivery _____

System
Cylinder material
Nominal length
Backset
Lock position
Cylinder colour
Oxide

1 surface-mounted deadbolt lock
1 surface-mounted cylinder_3.008.025
1 escutcheon G.006

Lock position _____



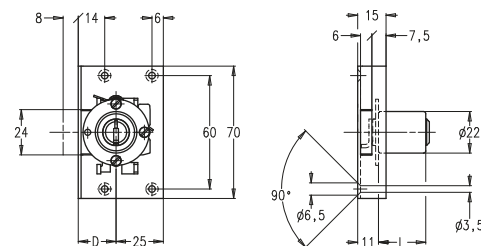
43.084/025/030/R/02/N

1 2 3 4 5 6 7

1: System	2 2000S Ω, 2000S 3 3000 Ω, 3000 4 4000S Ω	4: Backset	30 30 mm 35 35 mm 40 40 mm 45 45 mm 50 50 mm 55 55 mm 60 60 mm	6: Cylinder colour	02 nickel-plated 03 chrome-plated, matt 04 gold deco 05 bronzed/light 07 black 08 glossy, chrome-plated
2: Cylinder material	0 Brass	5: Lock position	L Left-hand R Right-hand A Drawer C Shutter	7: Oxide	N Without oxidation protection J With oxidation protection
3: Nominal length	025 25 mm 030 30 mm 035 35 mm 040 40 mm 045 45 mm 050 50 mm				

Deadbolt lock

Recessed



4000S Ω	4000S	3000 Ω	3000	2000S Ω	2000S
43.012		33.012		23.012	

Brass

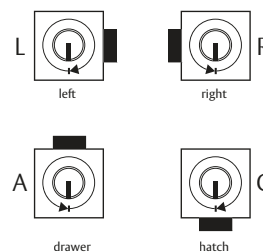
Mortise deadbolt lock for furniture, cabinet doors, drawers or hatches

- Material: lock plate: refined steel; deadbolt: brass; cylinder: matt, chrome-plated brass
- With hardened tumblers HRC60
- Convertible for left- /right-hand lock, drawer or hatch
- Closing rotational stroke: 360°; key removable in open and closed position
- Cylinder lengths: 25, 30, 35, 45, 50 mm
- Backset: 20, 25, 30 mm

Options _____ Scope of delivery _____

System	1 recessed deadbolt lock
Cylinder material	1 surface-mounted cylinder 3.008.025
Nominal length	1 striker G.251
Backset	1 escutcheon G.006
Lock position	
Cylinder colour	
Oxide	

Lock position _____



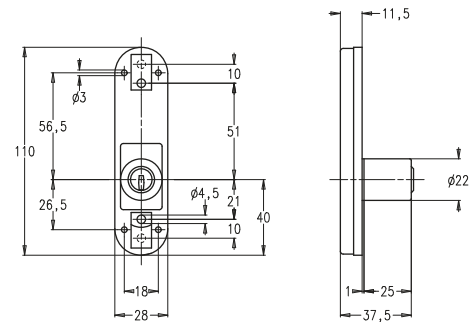
43.012/025/035/R/02/N

1 2 3 4 5 6 7

1: System	2 2000S Ω, 2000S 3 3000 Ω, 3000 4 4000S Ω	4: Backset	20 20 mm 25 25 mm 30 30 mm 35 35 mm 40 40 mm 45 45 mm 50 50 mm	6: Cylinder colour	02 nickel-plated 03 chrome-plated, matt 04 gold deco 05 bronzed/light 07 black 08 glossy, chrome-plated
2: Cylinder material	0 Brass	5: Lock position	L Left-hand R Right-hand A Drawer C Shutter	7: Oxide	N Without oxidation protection J With oxidation protection
3: Nominal length	025 25 mm 030 30 mm 035 35 mm 040 40 mm 045 45 mm 050 50 mm 055 55 mm 060 60 mm 065 65 mm				

Bar lock

Surface-mounted



4000S Ω	4000S	3000 Ω	3000	2000S Ω	2000S
43.070		33.070		23.070	

Brass

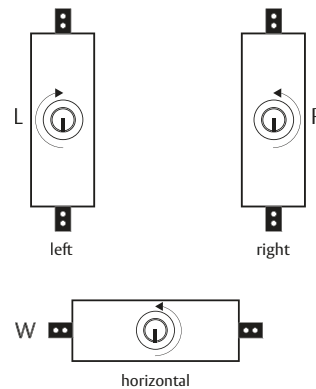
Surface mounted rod lock with surface-mounted cylinder for furniture, cabinet doors etc.

- Material lock case: polished steel
- Nickel-plated
- Cylinder: matt, nickel-plated brass
- With hardened tumblers HRC60
- Rod stroke: 6 mm on both sides
- Closing rotational stroke: 360°; key removable in open and closed position
- Cylinder lengths: 25, 30, 35, 40, 45, 50 mm

Options _____ Scope of delivery _____

System	1 surface-mounted rod lock
Cylinder material	1 surface-mounted cylinder_3.099.00022
Nominal length	2 u-bolts G. 258
Lock position	2 base plates G.256
Cylinder colour	
Oxide	

Lock position _____



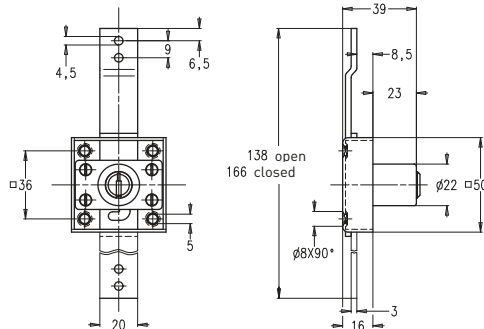
43.070/025/R/02/N

1 2 3 4 5 6

1: System	2 2000S Ω , 2000S 3 3000 Ω , 3000 4 4000S Ω	5: Cylinder colour	02 nickel-plated 03 chrome-plated, matt 04 gold deco 05 bronzed/light 07 black 08 glossy, chrome-plated
2: Cylinder material	0 Brass	6: Oxide	N Without oxidation protection J With oxidation protection
3: Nominal length	025 25 mm 030 30 mm 035 35 mm 040 40 mm 045 45 mm 050 50 mm		
4: Lock position	L Left-hand R Right-hand W Horizontal		

Rod lock

Surface-mounted



4000S Ω	4000S	3000 Ω	3000	2000S Ω	2000S
43.073		33.073		23.073	

Brass

Surface mounted rod lock with surface-mounted cylinder for metal and wooden cabinets of all kinds.

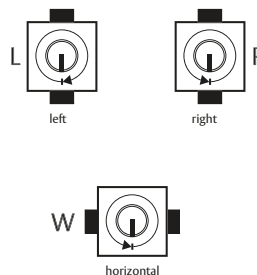
- Material lock case: galvanised steel
- Cylinder: matt, nickel-plated brass
- With hardened tumblers HRC60
- Please, specify whether lock is left- /right-hand, or drawer
- Rod stroke: 14 mm on both sides
- Closing rotational stroke: 360°; key removable in open and closed position
- Cylinder lengths: 25, 30, 3, 45, 50 mm

Options _____ Scope of delivery _____

System
Cylinder material
Nominal length
Lock position
Cylinder colour
Oxide

1 surface-mounted rod lock
1 surface-mounted cylinder_3.008.025

Lock position _____



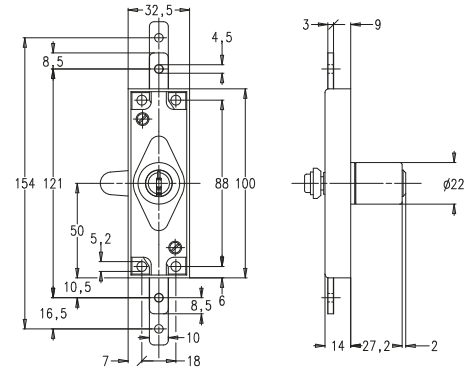
43.073/025/R/02/N

1: System	2 2000S Ω, 2000S 3 3000 Ω, 3000 4 4000S Ω
2: Cylinder material	0 Brass
3: Nominal length	025 25 mm 030 30 mm 035 35 mm 040 40 mm 045 45 mm 050 50 mm
4: Lock position	L Left-hand R Right-hand W Horizontal

5: Cylinder colour	02 nickel-plated 03 chrome-plated, matt 04 gold deco 05 bronzed/light 07 black 08 glossy, chrome-plated
6: Oxide	N Without oxidation protection J With oxidation protection

Rod lock

Surface-mounted



4000S Ω	4000S	3000 Ω	3000	2000S Ω	2000S
43.081		33.081		23.081	

Brass

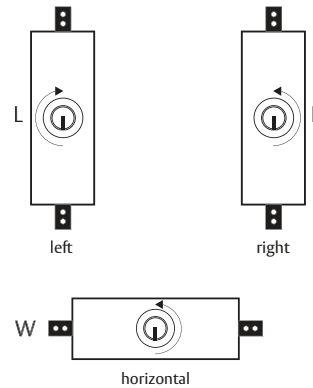
Surface mounted rod lock with surface-mounted cylinder for switch panel building, metal and wooden cabinets of all kinds.

- Material lock case: refined steel
- Cylinder: matt, nickel-plated brass
- With hardened tumblers HRC60
- Rod lock with square headed nut, 7 × 7 mm, also suitable for var. cylinder olives
- Please, specify whether lock is left- / right-hand, or horizontal
- Rod stroke: 18 mm on both sides
- Closing rotational stroke: 90°; key not removable in open position
- Cylinder lengths: 25, 30, 45 mm

Options _____ Scope of delivery _____

System	1 surface-mounted rod lock
Cylinder material	1 surface-mounted cylinder _3.145.025
Nominal length	1 Fixing plate G.126
Lock position	
Cylinder colour	
Oxide	

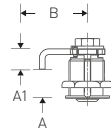
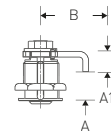
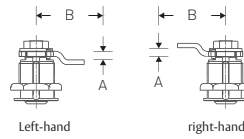
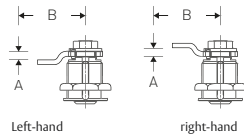
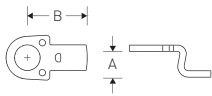
Lock position _____



43.081/025/R/02/N

1: System	2 2000S Ω, 2000S 3 3000 Ω, 3000 4 4000S Ω	6: Oxide	N Without oxidation protection J With oxidation protection
2: Cylinder material	0 Brass		
3: Nominal length	025 25 mm 030 30 mm 045 45 mm		
4: Lock position	L Left-hand R Right-hand W Horizontal		
5: Cylinder colour	02 nickel-plated 03 chrome-plated, matt 04 gold deco 05 bronzed / light 07 black 08 glossy, chrome-plated		

Tail piece variants for Universal cam locks



To make it easier to choose the correct tail piece for your Universal cam lock, we have listed all the popular bolt dimensions here.

Bolt no.	A	B
A1	-	20
A2	-	30
A3	-	40
A4	-	50
A5	-	90
A6	1	28
A7	-	65
A8	1	40
A9	1	50
B1	2	20
B2	2	28
B4	2	40
B5	2	50
B7	3	28
B9	3	39.5
C1	3	50
C3	4	28
C5	4	39
C6	4	50
C8	5	28
C9	5	36
D1	5	38.5
D2	5	40
D3	5	50
D5	6	28
D6	6	35
D7	6	38
D8	6	40
D9	6	50
E1	7	28
E2	7	25
E3	7	37
E4	7	40
E5	7	50
E6	8	28
E8	8	37
E9	8	40
F1	8	50
F2	10	28
F4	10	35
F5	10	40
F6	10	50
F7	12	28
F8	12	33
F9	12	25
G1	12	40
G2	12	50
G3	14	28
G4	14	31.5
G5	14	23.5
G6	14	40
G7	14	50
G9	16	30
H2	16	40
H3	16	50
H4	18	30
H5	17.5	58
H6	18	40
H7	18	50
H8	20	30
K1	20	40
K2	20	50
K3	27	57

Bolt no.	A	B
A1	-	20
A2	-	30
A3	-	40
A4	-	50
A5	-	90
M6	1	28
A7	-	65
M8	1	40
M9	1	50
N1	2	20
N2	2	28
N4	2	40
N5	2	50
N7	3	28
N9	3	39.5
P1	3	50
P3	4	28
P5	4	39
P6	4	50
P8	5	28
Q1	5	38.5
Q2	5	40
Q3	5	50
Q5	6	28
Q6	6	35
Q7	6	38
Q8	6	40
Q9	6	50
R1	7	28
R2	7	25
R3	7	37
R4	7	40
R5	7	50
R6	8	28
R8	8	37
R9	8	40
S1	8	50
S2	10	28
S4	10	35
S5	10	40
S6	10	50
S7	12	28
S8	12	33
S9	12	25
T1	12	40
T2	12	50
T3	14	28
T4	14	31.5
T5	14	23.5
T6	14	40
T7	14	50
T9	16	30
U2	16	40
U3	16	50
U4	18	30
U6	18	40
U7	18	50
U8	20	30

Bolt no.	A	B	A1
V3	10.5	20	18
V4	12.5	21.5	16
V5	11	21.5	17.5
V6	7.5	22.5	21
V7	6	22.5	22.5
V8	17	24.5	11.5
V9	10.5	20	22.5
V9	13.5	24.5	15

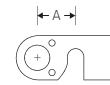
Bolt no.	A	B	A1
W1	10.5	20	18
W2	12.5	21.5	16
W3	11	21.5	17.5
W4	7.5	22.5	21
W5	6	22.5	22.5
W6	17	24.5	11.5
W7	10.5	20	22.5
W8	13.5	24.5	15



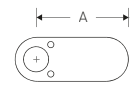
Please state the right tail piece number when you place your order.



Other variants are available on request.



Hooked bolt	A
L1	18
L2	22
L3	27
L4	32



Flat, rounded Bolt	A
M1	18
L9	44

Individual tail pieces for reordering

Replacements for _3.031

Order code

E.270/XX

Tail pieces for locking cylinder _3.031 available in many different variants (XX=code as per variant overview).
Material: CrNi steel.

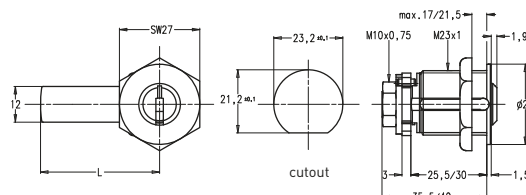

Replacements for _8.031

Order code

E.270/XX

Tail pieces for locking cylinder _8.031 available in many different variants (XX=code as per variant overview).
Material: CrNi steel.

Cam lock Universal



4000S Ω	4000S	3000 Ω	3000	2000S Ω	2000S
43.031		33.031		23.031	

Brass

Universal cam lock with threaded mount for lockers, tool chests, letter boxes and switches. For installation in metal or wood.

- Material: matt, nickel-plated brass
- With hardened tumblers HRC60
- Available with different tail pieces variants
- Various bolt backsets and offsets are available
- With threaded fastener: M23 x 1 mm

Options _____ Scope of delivery _____

System
Cylinder material
Nominal length
Key withdrawal
Deadbolt plunger type
Cylinder colour
ABS
Oxide

1 locking cylinder
1 deadbolt fastening nut,
1 × 1 mm, M23

Note _____

Tail piece variants for
Universal cam locks, please
refer to page 125

43.031/025/20/A3/02/0/N

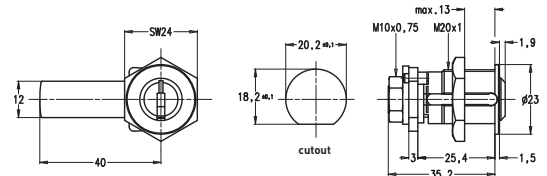

1 2 3 4 5 6 7 8

1: System	2 2000S Ω, 2000S 3 3000 Ω, 3000 4 4000S Ω	6: Cylinder colour	02 nickel-plated 03 chrome-plated, matt 04 gold deco 05 bronzed/light 07 black 08 glossy, chrome-plated
2: Cylinder material	0 Brass	7: ABS	0 Without drill-open protection A Side A
3: Nominal length	025 25 mm 030 30 mm	8: Oxide	N Without oxidation protection J With oxidation protection
4: Key withdrawal	20 Key withdrawal only in closed position 10 Key removable in open and closed position		
5: Deadbolt plunger type	A3 A = 0 B = 40 XX Additional actuators		

► refer to page 116

Universal cam lock

Compact



	4000S Ω	4000S	3000 Ω	3000	2000S Ω	2000S
Brass	48.031		38.031		28.031	

Universal cam lock with threaded mount for lockers, tool chests, letter boxes, switches, metal and wood working.

- Material: matt, nickel-plated brass
- With hardened tumblers HRC60
- Available with different tail piece variants
- Various bolt backsets and offsets are available
- With threaded fastener: M20 x 1 mm

Options _____	Scope of delivery _____
System	1 locking cylinder
Cylinder material	1 deadbolt fastening nut, M20 x 1 mm
Nominal length	
Key withdrawal	
Deadbolt plunger type	
Cylinder colour	Note _____
ABS	
Oxide	

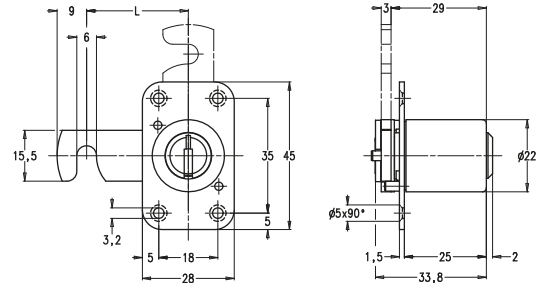
Tail piece variants for Universal cam locks, please refer to page 125

48.031/025/20/A1/02/0/N

1: System	2 2000S Ω, 2000S 3 3000 Ω, 3000 4 4000S Ω	6: Cylinder colour	02 nickel-plated 03 chrome-plated, matt 04 gold deco 05 bronzed/light 07 black 08 glossy, chrome-plated
2: Cylinder material	0 Brass	7: ABS	0 Without drill-open protection A Side A
3: Nominal length	025 25 mm	8: Oxide	N Without oxidation protection J With oxidation protection
4: Key withdrawal	20 Key withdrawal only in closed position 10 Key removable in open and closed position		
5: Deadbolt plunger type	A1 A=0 B=20 XX Additional actuators		

► refer to page 116

Locking cylinder



4000S Ω	4000S	3000 Ω	3000	2000S Ω	2000S
43.037		33.037		23.037	

Brass

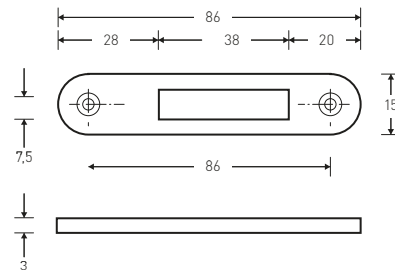
Locking cylinder with a fixed rectangular screw-on plate for lateral cabinets, sliding doors, hatches, office furniture, etc.

- Material: matt, nickel-plated brass
- With hardened tumblers HRC60
- Also available with round fixing plate
- Deadbolt action for left- /right-hand doors available
- Key withdrawable in open position
- Key rotation stroke: 360°
- Deadbolt rotation stroke: 90°
- Cylinder lengths: 25, 30, 35, 40 mm
- Deadbolt lengths: 29, 34, 40 mm

Options _____ Scope of delivery _____

System	1 locking cylinder with rectangular fixing plate (standard)
Cylinder material	1 Striker G.257
Nominal length	
Key withdrawal	
Deadbolt plunger type	
Deadbolt plunger character	
Fixing plate dimension	
Cylinder colour	
Oxide	
Note	Legend with actuator figures and fixing plates,, please refer to page 116

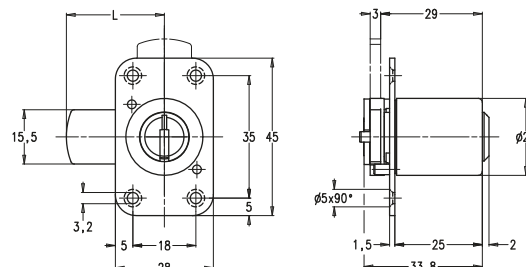
Accessories _____



43.037/025/10/3A/01/G1/02/N

1: System	2 2000S Ω, 2000S 3 3000 Ω, 3000 4 4000S Ω	5: Deadbolt plunger type	3A A = 17 mm 3B A = 21 mm 3C A = 23.5 mm 3D A = 26 mm 3E A = 31 mm 3N A = 35 mm 3V A = 61 mm	7: Fixing plate dimension	G1 28 × 45, rectangular, vertical G2 28 × 45, rectangular, horizontal K1 22 × 35, rectangular, vertical K2 22 × 35, rectangular, horizontal R3 Ø35/round mounting holes, standard
2: Cylinder material	0 Brass	6: Deadbolt plunger character	01 Figure 1 02 Figure 2 03 Figure 3 04 Figure 4 05 Figure 5 06 Figure 6 07 Figure 7 08 Figure 8	8: Cylinder colour	02 nickel-plated 03 chrome-plated, matt 04 gold deco 05 bronzed/light 07 black 08 glossy, chrome-plated
3: Nominal length	025 25 mm 030 30 mm 035 35 mm 040 40 mm			9: Oxide	N Without oxidation protection J With oxidation protection
4: Key withdrawal	10 Key removable in open and closed position 20 Key withdrawal only in closed position				

Locking cylinder



4000S Ω	4000S	3000 Ω	3000	2000S Ω	2000S
43.041		33.041		23.041	

Brass

Locking cylinder with a fixed rectangular screw-on plate for furniture doors, drawers, hatches, etc.

- Material: matt, nickel-plated brass
- With hardened tumblers HRC60
- Also available with round fixing plate
- 35 mm
- Deadbolt action for left-/right-hand doors available
- Key withdrawable in open position
- Key rotation stroke: 360°
- Deadbolt rotation stroke: 90°
- Cylinder lengths: 25, 30, 40 mm
- Deadbolt lengths: 20, 25, 28, 30, 35, 40, 45, 50 mm

Options _____ Scope of delivery _____

- System
- Cylinder material
- Nominal length
- Key withdrawal
- Deadbolt plunger type
- Deadbolt plunger character
- Fixing plate dimension
- Cylinder colour
- Oxide

1 locking cylinder with rectangular fixing plate (standard)

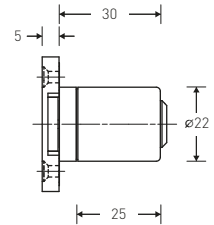
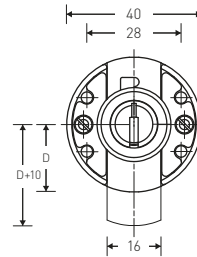
Note _____

Legend with actuator figures and fixing plates, please refer to page 116

43.041/025/10/4B/01/G1/02/N

1: System	2 2000S Ω, 2000S 3 3000 Ω, 3000 4 4000S Ω	5: Deadbolt plunger type	4B W=20 mm 4C W=25 mm 4D W=28 mm 4E W=30 mm 4F W=35 mm 4G W=40 mm 4H W=45 mm 4J W=50 mm 4K W=70 mm	7: Fixing plate dimension	G1 28 × 45, rectangular, vertical G2 28 × 45, rectangular, horizontal K1 22 × 35, rectangular, vertical K2 22 × 35, rectangular, horizontal R3 Ø 35/round mounting holes, standard
2: Cylinder material	0 Brass	6: Deadbolt plunger character	01 Figure 1 02 Figure 2 03 Figure 3 04 Figure 4 05 Figure 5 06 Figure 6 07 Figure 7 08 Figure 8	8: Cylinder colour	02 nickel-plated 03 chrome-plated, matt 04 gold deco 05 bronzed/light 07 black 08 glossy, chrome-plated
3: Nominal length	025 25 mm 030 30 mm 040 40 mm			9: Oxide	N Without oxidation protection J With oxidation protection
4: Key withdrawal	10 Key removable in open and closed position 20 Key withdrawal only in closed position				

Central lock With flat bolt



4000S Ω	4000S	3000 Ω	3000	2000S Ω	2000S
43.030		33.030		23.030	

Brass

Locking cylinder for surface mounting or mortise fit.

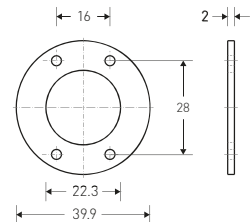
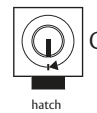
- Material: matt, nickel-plated brass
- Standard colour: nickel-plated
- With hardened tumblers HRC60
- Convertible left- or right-hand for doors, also for drawers
- Key withdrawable in open position
- Backsets: 600, 700, 1000 mm
- Cylinder lengths: 25, 30, 35, 40, 45, 50, 55, 60, 65, 70 mm

Options _____ Scope of delivery _____

System
Cylinder material
Nominal length
Backset
Deadbolt
Cylinder colour
Oxide

1 deadbolt lock
1 surface-mounted cylinder_3.008.025

Lock position _____ Spacer _____



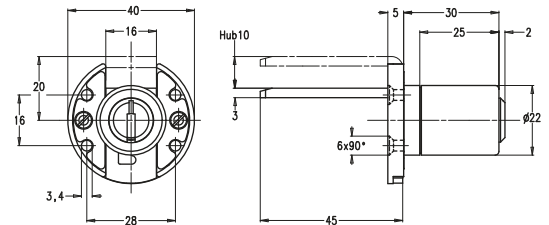

43.030/025/600/02/C/02/N

1 2 3 4 5 6 7 8

1: System	2 2000S Ω, 2000S 3 3000 Ω, 3000 4 4000S Ω	4: Backset	600 600 mm 700 700 mm 999 1000 mm
2: Cylinder material	0 Brass	5: Deadbolt	02 Flat
3: Nominal length	025 25 mm 030 30 mm 035 35 mm 040 40 mm 045 45 mm 050 50 mm 055 55 mm 060 60 mm 065 65 mm 075 75 mm	6: Lock position	C Shutter
		7: Cylinder colour	02 nickel-plated 03 chrome-plated, matt 04 gold deco 05 bronzed/light 07 black 08 glossy, chrome-plated
		8: Oxide	N Without oxidation protection J With oxidation protection

Central lock

With angled deadbolt



	4000S Ω	4000S	3000 Ω	3000	2000S Ω	2000S
Brass	43.030		33.030		23.030	

Central locking cylinder for office furniture, screw-on or mortise fit.

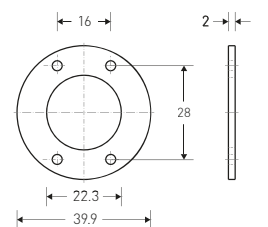
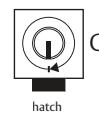
- Material: matt, nickel-plated brass
- Standard colour: nickel-plated
- With hardened tumblers HRC60
- Cylinder lengths: 25, 30, 35, 40, 45, 50, 55, 60, 65, 75 mm

Options _____ Scope of delivery _____

- System
Cylinder material
Nominal length
Backset
Deadbolt
Cylinder colour
Oxide

1 central locking cylinder
1 surface-mounted cylinder_3.008.025

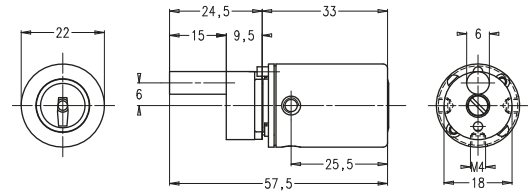
Lock position _____ Spacer _____



43.030/025/020/01/A/02/N

1: System	2 2000S Ω, 2000S 3 3000 Ω, 3000 4 4000S Ω	6: Lock position	A Drawer
2: Cylinder material	0 Brass	7: Cylinder colour	02 nickel-plated 03 chrome-plated, matt 04 gold deco 05 bronzed / light 07 black 08 glossy, chrome-plated
3: Nominal length	025 25 mm 030 30 mm 035 35 mm 040 40 mm 045 45 mm 050 50 mm 055 55 mm 060 60 mm 065 65 mm 075 75 mm	8: Oxide	N Without oxidation protection J With oxidation protection
4: Backset	20 20 mm		
5: Deadbolt	01 Angled		

Central lock



Brass

4000S Ω	4000S	3000 Ω	3000	2000S Ω	2000S
43.028		33.028		23.028	

This central locking cylinder is suitable for use in office furniture, etc.

- Material: matt, nickel-plated brass
- With hardened tumblers HRC60
- Mounting of cylinder at side left- /right-hand, or bottom with SK M4 screw (all 3 possibilities exist for present cylinder)
- Key rotation stroke: 360°
- Actuator rotation stroke: 180°
- Other cylinder variants on request

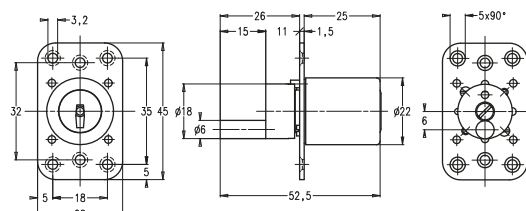

Options	Scope of delivery
System	1 central locking cylinder
Cylinder material	
Nominal length	
Deadbolt plunger type	Note
Deadbolt plunger character	Legend with actuator figures, please refer to page 116
Cylinder colour	
Oxide	

43.028/033/2D/10/02/N

1 2 3 4 5 6 7

1: System	2 2000S Ω, 2000S 3 3000 Ω, 3000 4 4000S Ω	5: Deadbolt plunger character	02 Figure 2 09 Figure 9 10 Figure 10 14 Figure 14 15 Figure 15
2: Cylinder material	0 Brass	6: Cylinder colour	02 nickel-plated 03 chrome-plated, matt 04 gold deco 05 bronzed/light 07 black 08 glossy, chrome-plated
3: Nominal length	033 33 mm 038 38 mm	7: Oxide	N Without oxidation protection J With oxidation protection
4: Deadbolt plunger type	2D L=22 2E L=9 2F L=15 2J With slot actuator Cap 2S L=6 3U L=8		

Central lock



4000S Ω	4000S	3000 Ω	3000	2000S Ω	2000S
43.035		33.035		23.035	

Brass

This central locking cylinder is suitable for use in office furniture, etc.

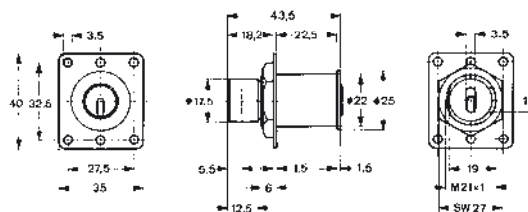
- Material: matt, nickel-plated brass
- With hardened tumblers HRC60
- With fixed oval fixing plate
- State fastening method of plate as per definition in sketch
- Variant: Also available with round fixing plate 35 mm
- Key rotation stroke: 360°
- Actuator rotation stroke: 180°

Options _____	Scope of delivery _____
System	1 central locking cylinder
Cylinder material	
Nominal length	
Key withdrawal	
Deadbolt plunger type	Note _____
Deadbolt plunger character	Legend with actuator figures and fixing plates, please refer to page 116
Fixing plate dimension	
Cylinder colour	
Oxide	

43.035/025/10/2D/10/G1/02/N

1: System	2 2000S Ω, 2000S 3 3000 Ω, 3000 4 4000S Ω	5: Deadbolt plunger type	2D L=22 2E L=9 2F L=15 2Q L=6 2T L=20 2W L=38	7: Fixing plate dimension	G1 28 × 45, rectangular, vertical G2 28 × 45, rectangular, horizontal K1 22 × 35, rectangular, vertical K2 22 × 35, rectangular, horizontal R3 Ø 35 / round mounting holes, standard
2: Cylinder material	0 Brass	6: Deadbolt plunger character	04 Figure 4 10 Figure 10 12 Figure 12 14 Figure 14 16 Figure 16	8: Cylinder colour	02 nickel-plated 03 chrome-plated, matt 04 gold deco 05 bronzed / light 07 black 08 glossy, chrome-plated
3: Nominal length	025 25 mm 030 30 mm 040 40 mm			9: Oxide	N Without oxidation protection J With oxidation protection
4: Key withdrawal	10 Key removable in open and closed position 20 Key withdrawal only in closed position				

Central lock With hexagon nut



Brass

2000S Ω

2000S

23.034

The central locking cylinder with hexagon nut is primarily designed for use in metal furniture.

- Material: matt, nickel-plated brass
- With hardened tumblers HRC60
- Cylinder with hexagon nut, M21x1 mm, and stop surface secured on fixing plate to prevent twisting.
- Slot provided on the actuator to attach linkages
- Key rotation stroke: 360°
- Actuator rotation stroke: 180°

Options _____

Scope of delivery _____

System
Cylinder material
Nominal length
Deadbolt plunger character
Cylinder colour
Oxide

1 central locking cylinder
1 Fixing plate G.125
1 nut M 21 × 1 mm

Note _____

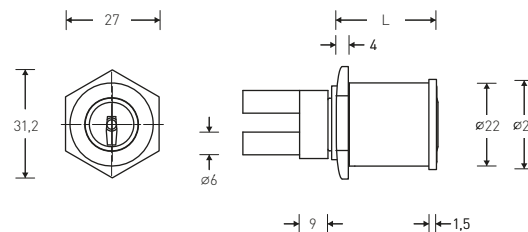
Legend with actuator figures,, please refer to page 116

23.034/030/09/02/N

1 2 3 4 5 6

1: System	2 2000S Ω, 2000S 3 3000 Ω, 3000	5: Cylinder colour	02 nickel-plated 03 chrome-plated, matt 04 gold deco 05 bronzed/light 07 black 08 glossy, chrome-plated
2: Cylinder material	0 Brass		
3: Nominal length	030 30 mm 035 35 mm		
4: Deadbolt plunger character	09 Figure 9 10 Figure 10	6: Oxide	N Without oxidation protection J With oxidation protection
▶ refer to page 116			

Central lock With hexagon nut



Brass

This central locking cylinder is suitable for use in office furniture, etc.

- Material: matt, nickel-plated brass
- With hardened tumblers HRC60
- With hexagon nut
- Key rotation stroke: 360°
- Actuator rotation stroke: 180°

2000S Ω

2000S

23.036

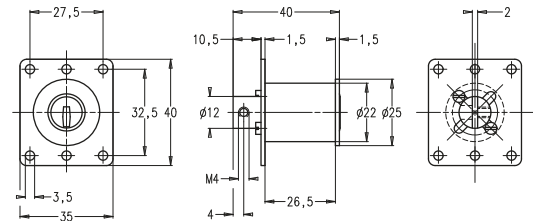
Options _____	Scope of delivery _____
System	1 central locking cylinder
Cylinder material	
Nominal length	
Deadbolt plunger type	Note _____
Deadbolt plunger character	
Cylinder colour	Legend with actuator figures,, please refer to page 116
Oxide	

23.036/030/26/10/02/N

1 2 3 4 5 6 7

1: System	2 2000S Ω, 2000S 3 3000 Ω, 3000	6: Cylinder colour	02 nickel-plated 03 chrome-plated, matt 04 gold deco 05 bronzed/light 07 black 08 glossy, chrome-plated
2: Cylinder material	0 Brass	7: Oxide	N Without oxidation protection J With oxidation protection
3: Nominal length	030 30 mm 035 35 mm		
4: Deadbolt plunger type	26 D=17 mm 27 D=22 mm 28 D=25 mm 29 D=31 mm		
5: Deadbolt plunger character	10 Figure 10 12 Figure 12 14 Figure 14 16 Figure 16		
▶ refer to page 116			

Central lock



4000S Ω

2000S Ω

2000S

Brass

43.032

23.032

This central locking cylinder is suitable for use in office furniture, etc.

- Material: matt, nickel-plated brass
- With hardened tumblers HRC60
- Key and actuator rotation stroke: 360°
- Variant: Key and actuator rotational stroke: 90° or 180°, key withdrawable in both positions. Not System compliant
- Cylinder length: 28 mm

Options _____

Scope of delivery _____

System
Cylinder material
Nominal length
Screw length
Cylinder colour
Oxide

1 central locking cylinder
1 Fixing plate G.124
2 fastening screws
M3.5 x 20mm

Note _____

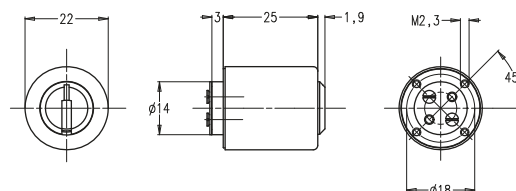
Legend with actuator figures,
, please refer to page 116

43.032/028/10/02/N

1 2 3 4 5 6

1: System	2 2000S Ω, 2000S 3 3000 Ω, 3000 4 4000S Ω	5: Cylinder colour	02 nickel-plated 03 chrome-plated, matt 04 gold deco 08 glossy, chrome-plated
2: Cylinder material	0 Brass	6: Oxide	N Without oxidation protection J With oxidation protection
3: Nominal length	028 28 mm		
4: Screw length	10 10 mm 20 20 mm 40 40 mm		

Mounting cylinder Universal



	4000S Ω	4000S	3000 Ω	3000	2000S Ω	2000S
Brass	43.008				23.008	

Universal surface-mounted cylinder for use in various furniture locks.

- Material: matt, nickel-plated brass
- Standard length: 25 mm
- With hardened tumblers HRC60

Options _____ Scope of delivery _____
 System _____
 Cylinder material _____
 Nominal length _____
 Cylinder colour _____
 Oxide _____

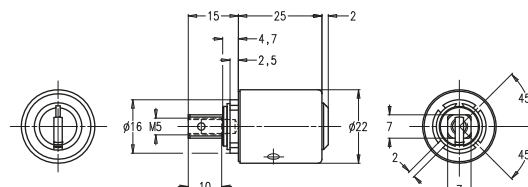
Note _____
 Legend with actuator figures,, please refer to page 116

43.008/025/02/N

1: System	2 2000S Ω, 2000S 3 3000 Ω, 3000 4 4000S Ω	5: Oxide	N Without oxidation protection J With oxidation protection
2: Cylinder material	0 Brass		
3: Nominal length	025 25 mm 030 30 mm 035 35 mm 040 40 mm 045 45 mm 050 50 mm		
4: Cylinder colour	02 nickel-plated 03 chrome-plated, matt 04 gold deco 05 bronzed / light 07 black 08 glossy, chrome-plated		

Mounting cylinder

Suitable for FERMA, TRIO II and TERZA



Brass

4000S Ω	4000S	3000 Ω	3000	2000S Ω	2000S
43.145		33.145		23.145	

This surface-mounted cylinder is suitable for use with various latch rod and rotary rod locks.

- Material: matt, nickel-plated brass
- Standard length, 25 mm
- With hardened tumblers HRC60
- Suitable for commercial latch rod and rotary rod locks with 7 × 7 mm spindle follower
- Suitable for FERMA commercial rotary rod lock 13,600 / 13,605
- TRIO II or TERZA locks
- Rotary rod lock 43.081 / 43.081 / 43.081 with fixing plate
- Key rotation stroke: 360°

Options	Scope of delivery
System	1 mounting cylinder
Cylinder material	
Nominal length	
Cylinder colour	
Oxide	

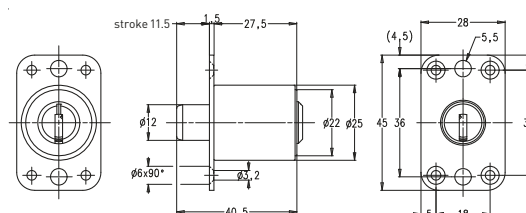
43.145 / 025 / 02 / N

1 2 3 4 5

1: System	2 2000S Ω, 2000S 3 3000 Ω, 3000 4 4000S Ω	4: Cylinder colour	02 nickel-plated 03 chrome-plated, matt 04 gold deco 05 bronzed/light 07 black 08 glossy, chrome-plated
2: Cylinder material	0 Brass	5: Oxide	N Without oxidation protection J With oxidation protection
3: Nominal length	025 25 mm 030 30 mm 035 35 mm 040 40 mm 045 45 mm		

Pressure cylinder

Various stroke lengths



	4000S Ω	4000S	3000 Ω	3000	2000S Ω	2000S
Brass	43.040		33.040		23.040	

Pressure cylinders with various strokes for sliding doors, wall panels etc.

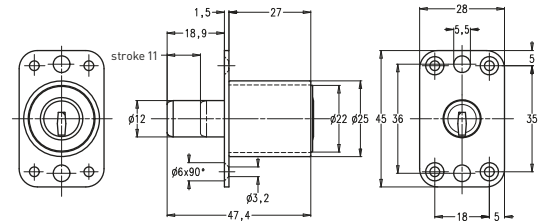
- Material: matt, nickel-plated brass
- With hardened tumblers HRC60
- With optional 12, 18 or 22 mm stroke
- With fixed rectangular fixing plate
- Warning: select the nominal length of 30 mm for strokes of 18 and 22 mm; only the nominal length of 27 mm is available for a stroke of 12 mm

Options	Scope of delivery
System	1 pressure cylinder
Cylinder material	1 closing sleeve G. 052
Locking function	
Nominal length	
Stroke length	
Cylinder colour	
Oxide	

43.040/0/027/12/02/N

1: System	2 2000S Ω, 2000S 3 3000 Ω, 3000 4 4000S Ω	5: Stroke length	12 12 mm 18 18 mm 22 22 mm
2: Cylinder material	0 Brass	6: Cylinder colour	02 nickel-plated 03 chrome-plated, matt 04 gold deco 05 bronzed/light 07 black 08 glossy, chrome-plated
3: Locking function	0 locking without key A Key removable in open position Z key not removable in unlocked position	7: Oxide	N Without oxidation protection J With oxidation protection
4: Nominal length	027 27 mm 030 30 mm		

Pressure cylinder With 11 mm stroke



4000S Ω	4000S	3000 Ω	3000	2000S Ω	2000S
43.020		33.020		23.020	

Brass

Pressure cylinders with 11 mm stroke for sliding doors in furniture, wall panels etc.

- Material: matt, nickel-plated brass
- With hardened tumblers HRC60
- With fixing plate
- Keyless locking
- 8 mm rotor extension

Options _____ Scope of delivery _____

System
Cylinder material
Locking function
Nominal length
Stroke length
Cylinder colour
Oxide

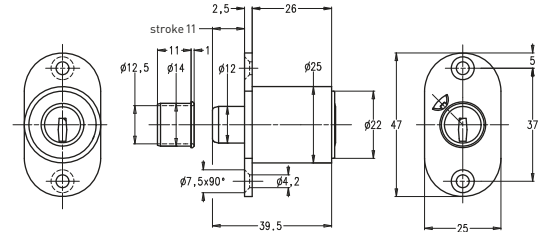

1 pressure cylinder
1 closing sleeve G. 052

43.020/0/027/11/02/N

1 2 3 4 5 6 7

1: System	2 2000S Ω, 2000S 3 3000 Ω, 3000 4 4000S Ω	6: Cylinder colour	02 nickel-plated 03 chrome-plated, matt 04 gold deco 05 bronzed/light 07 black 08 glossy, chrome-plated
2: Cylinder material	0 Brass	7: Oxide	N Without oxidation protection J With oxidation protection
3: Locking function	0 locking without key		
4: Nominal length	027 27 mm		
5: Stroke length	11 11 mm		

Pressure cylinder With 11 mm stroke



	4000S Ω	4000S	3000 Ω	3000	2000S Ω	2000S
Brass	43.005		33.005		23.005	

Pressure cylinders with 11 mm stroke for sliding doors, wall panels, etc.

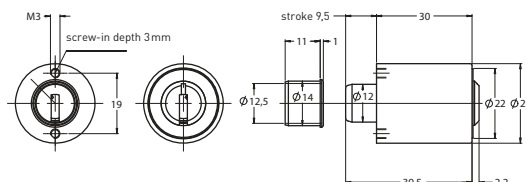
- Material: matt, nickel-plated brass
- With hardened tumblers HRC60
- With oval fixing plate
- Opening and closing with key only

Options _____	Scope of delivery _____
System	1 pressure cylinder
Cylinder material	1 closing sleeve G. 052
Locking function	
Nominal length	
Stroke length	
Cylinder colour	
Oxide	

43.005/A/027/11/02/N

1: System	2 2000S Ω, 2000S 3 3000 Ω, 3000 4 4000S Ω	6: Cylinder colour	02 nickel-plated 03 chrome-plated, matt 04 gold deco 05 bronzed/light 07 black 08 glossy, chrome-plated
2: Cylinder material	0 Brass	7: Oxide	N Without oxidation protection J With oxidation protection
3: Locking function	A Key removable in open position		
4: Nominal length	027 27 mm		
5: Stroke length	11 11 mm		

Pressure cylinder With 10 mm stroke



4000S Ω	4000S	3000 Ω	3000	2000S Ω	2000S
43.006		33.006		23.006	

Brass

Pressure cylinders with 10 mm stroke for metal sliding doors, central locking options etc.

- Material: matt, nickel-plated brass
- With hardened tumblers HRC60
- Cylinder mounting by female M3 thread on guide sleeve

Options _____ Scope of delivery _____

System
Cylinder material
Locking function
Nominal length
Stroke length
Cylinder colour
Oxide

1 pressure cylinder
1 closing sleeve G. 052

43.006/A/030/10/02/N

1 2 3 4 5 6 7

1: System	2 2000S Ω, 2000S 3 3000 Ω, 3000 4 4000S Ω	6: Farbe Zylinder	02 nickel-plated 03 chrome-plated, matt 04 gold deco 05 bronzed/light 07 black 08 glossy, chrome-plated
2: Material Zylinder	0 Brass	7: Oxyd	N Without oxidation protection J With oxidation protection
3: Schliessfunktion	A Key removable in open position Z key not removable in unlocked position		
4: Nennlänge	030 30 mm		
5: Hublänge	10 10 mm		

Key-in-knob locks

Information on key-in-knob locks	144
Cylinder lock handles, wooden version	145–153
Accessories for lock handles	154
Cylinder lock handles for metal structures	155–160
Window locks	161–164


Information on key-in-knob locks

Espagnolette locks

Reducing bushes suitable for various espagnolette locks:



Ferma, Streloc, Geko, Terza



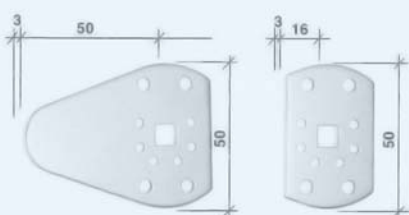
Installing any KESO olive on an espagnolette lock with integrated universal bushing always requires a matching reducing bushing, instead of a standard escutcheon (see illustrations and technical information).

Metal cabinet locks

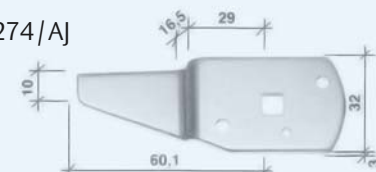
Lock bolt variants

E.274/AA

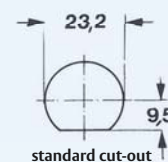
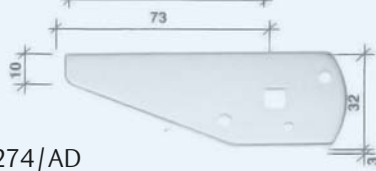
E.274/AB



E.274/AJ

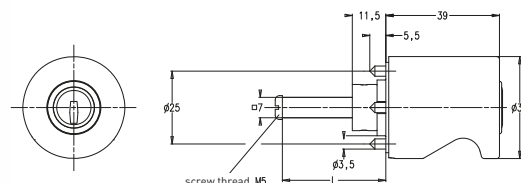


E.274/AD



Various cylinder olives are also available in a metal design. All olives in this design fit into the universal standard cutout. Various lock bolt variants exist for individual locking options. A screw cutting tool allows a standard cutout to be made into existing metal cabinets, letter boxes, lockers and similar (up to 2 mm).

Key-in-knob lock



	4000S Ω	4000S	3000 Ω	3000	2000S Ω	2000S
Brass	44.014		34.014		24.014	

Round cylinder olive 35 mm for commercial latch rod and rotary rod locks with 7 × 7 mm spindle follower Nickel-plated, cylinder: matt, nickel-plated brass.

- Also available for metal cabinets and as dummy handle, fixed or rotating
- The lock handle is right-handed as standard
- Standard pin length: 35 or 43 mm
- The key can be withdrawn in open – and closed position
- All key-in-knob locksets for fitting on wood are available with reducing bushings for espagnolette locks
- Suitable for FERMA, TRIO II and TERZA
- Locking rotation stroke with key: 360°

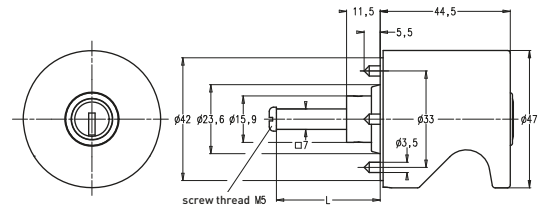
Options	Scope of delivery
System	1 cylinder olive
Cylinder material	1 escutcheon
Type	
Spindle length	
Direction of rotation	
Escutcheon	
Olive colour	
Oxide	

44.014 / 1 / 35 / R / G01 / 02 / N

1: System	2 2000S Ω, 2000S 3 3000 Ω, 3000 4 4000S Ω	6: Escutcheon	G01 Spindle escutcheon ∅ 31 G44 Reducer bush for FERMA/TERZA
2: Cylinder material	0 Brass	7: Olive colour	02 nickel-plated 03 chrome-plated, matt 04 gold deco 05 bronzed/light 07 black 08 glossy, chrome-plated
3: Type	0 Dummy handle, rotating 1 Key removable in open position 2 Forced locking system 3 Automatic locking	8: Oxide	N Without oxidation protection J With oxidation protection
4: Spindle length	33 33 mm 35 35 mm 43 43 mm		
5: Direction of rotation	L Left-hand R Right-hand		

Key-in-knob lock

Round, $\varnothing 47$ mm



4000S Ω	4000S	3000 Ω	3000	2000S Ω	2000S
44.007		34.007		24.007	

Brass

Round cylinder olive, 47 mm, for commercial latch rod and rotary rod locks with 7 x 7 mm spindle follower Nickel-plated, cylinder: matt, nickel-plated brass.

- Also available for metal cabinets and as dummy handle, fixed or rotating
- The lock handle is right-handed as standard
- Standard pin length: 35 or 43 mm
- The key can be withdrawn in open and closed position
- All key-in-knob locksets for fitting on wood are available with reducing bushings for espagnolette locks
- Suitable for FERMA, TRIO II and TERZA
- Locking rotation stroke with key: 360°

Options	Scope of delivery
System	1 cylinder olive
Cylinder material	1 escutcheon
Type	
Spindle length	
Direction of rotation	
Escutcheon	
Olive colour	
Oxide	

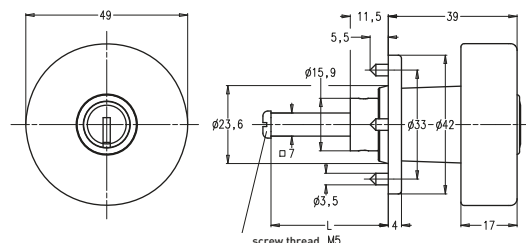
44.007/1/35/R/G01/02/N

1 2 3 4 5 6 7 8

1: System	2 2000S Ω , 2000S 3 3000 Ω , 3000 4 4000S Ω	6: Escutcheon	G01 $\varnothing 42$ spindle escutcheon G44 Reducer bush for FERMA/TERZA
2: Cylinder material	0 Brass	7: Olive colour	02 nickel-plated 03 chrome-plated, matt 04 gold deco 05 bronzed/light 07 black 08 glossy, chrome-plated
3: Type	0 Dummy handle, rotating 1 Key removable in open position 2 Forced locking system 3 Automatic locking	8: Oxide	N Without oxidation protection J With oxidation protection
4: Spindle length	33 33 mm 35 35 mm 43 43 mm		
5: Direction of rotation	L Left-hand R Right-hand		

Key-in-knob lock

Round, $\varnothing 49$ mm



	4000S Ω	4000S	3000 Ω	3000	2000S Ω	2000S
Brass	44.005		34.005		24.005	

Round cylinder olive 49 mm in diameter for commercial latch rod and rotary rod locks with 7 x 7 mm spindle follower.

- Standard colour: handle housing and escutcheon: nickel-plated
- Cylinder: matt, nickel-plated brass
- Also available for metal cabinets and as dummy handle, fixed or rotating
- The lock handle is right-handed as standard
- Standard pin length: 35 or 43 mm
- The key can be withdrawn in open and closed position
- All key-in-knob locksets for fitting on wood are available with reducing bushings for espagnolette locks
- Suitable for FERMA, TRIO II and TERZA
- Locking rotation stroke with key: 360°

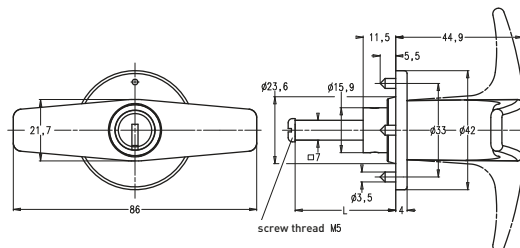
Options	Scope of delivery
System	1 cylinder olive
Cylinder material	1 escutcheon
Type	
Spindle length	
Direction of rotation	
Escutcheon	
Olive colour	
Oxide	

44.005 / 1 / 35 / R / G01 / 02 / N

1: System	2 2000S Ω , 2000S 3 3000 Ω , 3000 4 4000S Ω	6: Escutcheon	G01 $\varnothing 42$ spindle escutcheon G44 Reducer bush for FERMA/TERZA
2: Cylinder material	0 Brass	7: Olive colour	02 nickel-plated 03 chrome-plated, matt 04 gold deco 05 bronzed/light 07 black 08 glossy, chrome-plated
3: Type	0 Dummy handle, rotating 1 Key removable in open position 2 Forced locking system 3 Automatic locking	8: Oxide	N Without oxidation protection J With oxidation protection
4: Spindle length	33 33 mm 35 35 mm 43 43 mm		
5: Direction of rotation	L Left-hand R Right-hand		

Key-in-knob lock

T shape



4000S Ω	4000S	3000 Ω	3000	2000S Ω	2000S
44.001		34.001		24.001	

Brass

T-shaped cylinder olive for commercial latch rod and rotary rod locks with 7 × 7 mm spindle follower.

- Standard colour: handle housing and escutcheon: nickel-plated
- Cylinder: matt, nickel-plated brass.
- Also available for metal cabinets and as dummy handle, fixed or rotating
- The lock handle lockset is right-handed as standard. If you do not specify the pin length, a default length of 35 mm is supplied
- The key can be withdrawn in open and closed position
- All key-in-knob locksets for fitting on wood are available with reducing bushings for espagnolette locks
- Suitable for FERMA, TRIO II and TERZA
- Locking rotation stroke with key: 360°

Options	Scope of delivery
System	1 cylinder olive
Cylinder material	1 escutcheon
Type	
Spindle length	
Direction of rotation	
Escutcheon	
Olive colour	
Oxide	

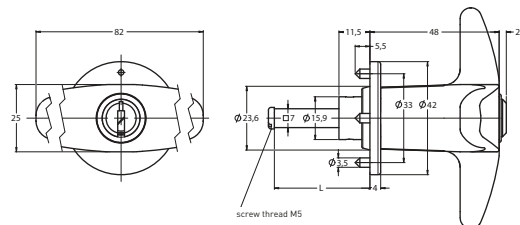
44.001/1/35/R/G01/02/N

1 2 3 4 5 6 7 8

1: System	2 2000S Ω, 2000S 3 3000 Ω, 3000 4 4000S Ω	6: Escutcheon	G01 Ø42 spindle escutcheon G44 Reducer bush for FERMA/TERZA
2: Cylinder material	0 Brass	7: Olive colour	02 nickel-plated 03 chrome-plated, matt 04 gold deco 05 bronzed/light 07 black 08 glossy, chrome-plated
3: Type	0 Dummy handle, rotating 1 Key removable in open position 2 Forced locking system 3 Automatic locking	8: Oxide	N Without oxidation protection J With oxidation protection
4: Spindle length	33 33 mm 35 35 mm 43 43 mm		
5: Direction of rotation	L Left-hand R Right-hand		

Key-in-knob lock

Round T shape



	4000S Ω	4000S	3000 Ω	3000	2000S Ω	2000S
Brass	44.026				24.026	

Rounded t-shaped cylinder olive for commercial latch rod and rotary rod locks with 7 × 7 mm spindle follower.

- Standard colour: handle housing and escutcheon: nickel-plated
- Cylinder: matt, nickel-plated brass
- Also available for metal cabinets and as dummy handle, fixed or rotating
- The lock handle is right-handed as standard
- Standard pin length: 33, 35 or 43 mm
- The key can be withdrawn in open and closed position
- All key-in-knob locksets for fitting on wood are available with reducing bushings for espagnolette locks
- Suitable for FERMA, TRIO II and TERZA
- Locking rotation stroke with key: 360°

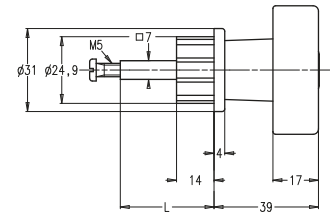
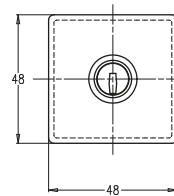
Options	Scope of delivery
System	1 cylinder olive
Cylinder material	1 escutcheon
Type	
Spindle length	
Direction of rotation	
Escutcheon	
Olive colour	
Oxide	

44.026/1/35/R/G01/02/N

1: System	2 2000S Ω, 2000S 3 3000 Ω, 3000 4 4000S Ω	6: Escutcheon	G01 Ø42 spindle escutcheon G44 Reducer bush for FERMA/TERZA
2: Cylinder material	0 Brass	7: Olive colour	02 nickel-plated 03 chrome-plated, matt 04 gold deco 05 bronzed/light 07 black 08 glossy, chrome-plated
3: Type	0 Dummy handle, rotating 1 Key removable in open position 2 Forced locking system 3 Automatic locking	8: Oxide	N Without oxidation protection J With oxidation protection
4: Spindle length	33 33 mm 35 35 mm 43 43 mm		
5: Direction of rotation	L Left-hand R Right-hand		

Key-in-knob lock

Square



4000S Ω	4000S	3000 Ω	3000	2000S Ω	2000S
44.003		34.003		24.003	

Brass

Square-shaped cylinder olive for commercial latch rod and rotary rod locks with 7 × 7 mm spindle follower.

- Standard colour handle housing and escutcheon: nickel-plated; cylinder: matt, nickel-plated brass
- Also available for metal cabinets and as dummy handle, fixed or rotating
- The lock handle is right-handed as standard.
- Standard pin length: 35 or 43 mm
- The key can be withdrawn in open and closed position
- All key-in-knob locksets for fitting on wood are available with reducing bushings for espagnolette locks
- Suitable for FERMA, TRIO II and TERZA
- Locking rotation stroke with key: 360°

Options	Scope of delivery
System	1 cylinder olive
Cylinder material	1 escutcheon
Type	
Spindle length	
Direction of rotation	
Escutcheon	
Olive colour	
Oxide	

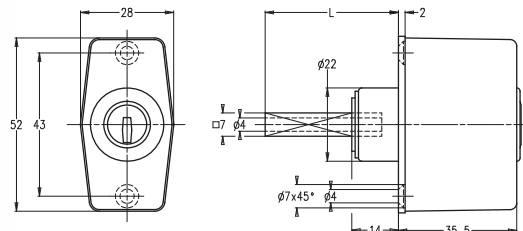
44.003/1/35/R/G03/02/N

1 2 3 4 5 6 7 8

1: System	2 2000S Ω, 2000S 3 3000 Ω, 3000 4 4000S Ω	6: Escutcheon	G03 Square spindle escutcheon G44 Reducer bush for FERMA/TERZA
2: Cylinder material	0 Brass	7: Olive colour	02 nickel-plated 03 chrome-plated, matt 04 gold deco 05 bronzed/light 07 black 08 glossy, chrome-plated
3: Type	0 Dummy handle, rotating 1 Key removable in open position 2 Forced locking system 3 Automatic locking	8: Oxide	N Without oxidation protection J With oxidation protection
4: Spindle length	33 33 mm 35 35 mm 43 43 mm		
5: Direction of rotation	L Left-hand R Right-hand		

Key-in-knob lock

Hexagon



	4000S Ω	4000S	3000 Ω	3000	2000S Ω	2000S
Brass	44.004		34.004		24.004	

Hexagonal cylinder olive for commercial latch rod and rotary rod locks with 7 × 7 mm spindle follower.

- Standard colour: handle housing and escutcheon: sand-blasted nickel-plated
- Cylinder: matt, nickel-plated brass
- Also available for metal cabinets and as dummy handle, fixed or rotating
- The lock handle is right-handed as standard
- Standard pin length from 35 mm
- The key can be withdrawn in open and closed position
- All key-in-knob locksets for fitting on wood are available with reducing bushings for espagnolette locks.
- Suitable for FERMA, TRIO II and TERZA
- Locking rotation stroke with key: 360°

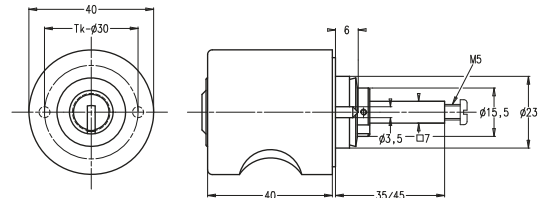
Options	Scope of delivery
System	1 cylinder olive
Cylinder material	1 escutcheon
Type	
Spindle length	
Direction of rotation	
Escutcheon	
Olive colour	
Oxide	

44.004 / 1 / 35 / R / 000 / 02 / N

1: System	2 2000S Ω, 2000S 3 3000 Ω, 3000 4 4000S Ω	7: Olive colour	18 Sand-blasted, nickel-plated 19 Brushed, nickel-plated 20 Sand-blasted, chrome-plated 21 Polished, chrome-plated 22 Polished, gold-plated 23 Brass-coated, bronzed
2: Cylinder material	0 Brass	8: Oxide	N Without oxidation protection J With oxidation protection
3: Type	0 Dummy handle, rotating 1 Key removable in open position 2 Forced locking system		
4: Spindle length	35 35 mm 45 45 mm		
5: Direction of rotation	L Left-hand R Right-hand		
6: Escutcheon	000 Standard G04 H=18 mm, screw-type escutcheon		

Key-in-knob lock

Polyamide housing, $\varnothing 40$ mm



4000S Ω	4000S	3000 Ω	3000	2000S Ω	2000S
44.020		34.020		24.020	

Brass

With a 40 mm cylinder olive in polyamide housing for commercial latch rod and rotary rod locks with 7 x 7 mm spindle follower.

- Standard colour: casing: pure white, RAL9010
- Cylinder: matt, nickel-plated brass
- Housing available in various RAL colours
- Also available for metal cabinets and as dummy handle, fixed or rotating
- The lock handle is right-handed as standard
- Standard pin length: 35 or 43 mm
- The key can be withdrawn in open and closed position
- All key-in-knob locksets for fitting on wood are available with reducing bushings for espagnolette locks
- Suitable for FERMA, TRIO II and TERZA
- Locking rotation stroke with key: 360°

Options	Scope of delivery
System	1 cylinder olive
Cylinder material	1 escutcheon
Type	
Spindle length	
Direction of rotation	
Escutcheon	
Olive colour	
Oxide	

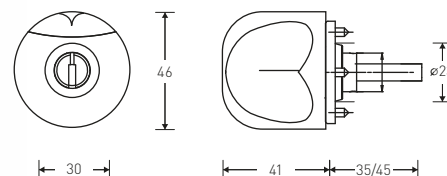
44.020/1/35/R/000/91/N

1 2 3 4 5 6 7 8

1: System	2 2000S Ω , 2000S 3 3000 Ω , 3000 4 4000S Ω	6: Escutcheon	000 Spindle escutcheon G32 Reducer bush for FERMA/TERZA	8: Oxide	N Without oxidation protection J With oxidation protection
2: Cylinder material	0 Brass	7: Olive colour	14 golden yellow 33 ruby 35 wine red 52 ultramarine blue 53 cobalt blue 61 black green 62 brown olive 64 traffic green 75 light grey 84 sepia brown 87 chocolate brown 90 cream white 95 deep black		
3: Type	0 Dummy handle, rotating 1 Key removable in open position 2 Forced locking system				
4: Spindle length	35 35 mm 45 45 mm				
5: Direction of rotation	L Left-hand R Right-hand				

Key-in-knob lock

Colani



	4000S Ω	4000S	3000 Ω	3000	2000S Ω	2000S
Brass	44.002		34.002		24.002	

Round cylinder olive Colani for commercial latch rod and rotary rod locks with 7 × 7 mm spindle follower.

- Standard colour: handle housing and escutcheon: sand blasted nickel-plated, cylinder: matt, nickel-plated brass
- Also available for metal cabinets and as dummy handle, rotating
- The lock handle is right-handed as standard
- Standard pin length: 33, 35 or 43 mm
- The key can be withdrawn in open and closed position
- All key-in-knob locksets for fitting on wood are available with reducing bushings for espagnolette locks
- Suitable for FERMA, TRIO II and TERZA
- Locking rotation stroke with key: 360°

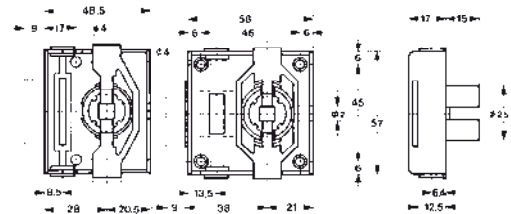

Options _____	Scope of delivery _____
System	1 cylinder olive
Cylinder material	1 escutcheon
Type	
Spindle length	
Direction of rotation	
Olive colour	
Oxide	

44.002 / 1 / 35 / R / 000 / 20 / N

1: System	2 2000S Ω, 2000S 3 3000 Ω, 3000 4 4000S Ω	6: Escutcheon	000 Spindle escutcheon G32 Reducer bush for FERMA/TERZA	8: Oxide	N Without oxidation protection J With oxidation protection
2: Cylinder material	0 Brass	7: Olive colour	18 Sand-blasted, nickel- plated 19 Brushed, nickel-plated 20 Sand-blasted, chrome-plated 21 Polished, chrome-plated 22 Polished, gold-plated 23 Brass-coated, bronzed		
3: Type	0 Dummy handle, rotating 1 Key removable in open position 2 Forced locking system				
4: Spindle length	35 35 mm 45 45 mm				
5: Direction of rotation	L Left-hand R Right-hand				

Rotary rod lock

FERMA universal lock



Backset 38 mm

Product number

13.600.0001

Backset 28 mm

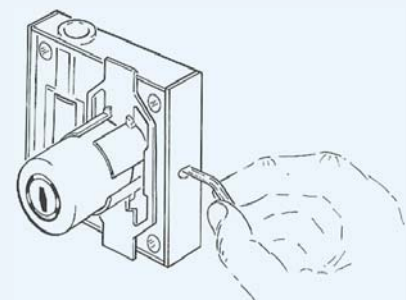
13.605.0001

FERMA rotary bar cabinet lock without cylinder. Lock in modular System with universal bushing for different locking methods.

- Material lock case: galvanised steel
- Lock conversion possible left- /right-hand or change of locking option, without disassembly of the basic lock
- Suitable for profile rods 8 × 7 mm
- The stop bush can be extended if necessary

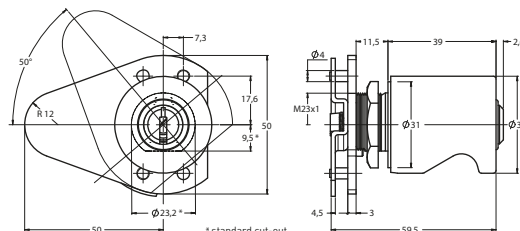
Scope of delivery _____

- 1 rotary bar cabinet lock FERMA
- 2 latches, left- /right-hand
- 8 attachment screws



Key-in-knob lock

For metal doors, diameter 35 mm



	4000S Ω	4000S	3000 Ω	3000	2000S Ω	2000S
Brass	44.014		34.014		24.014	

Round cylinder olive 35 mm with screw-on plate for metal structures.

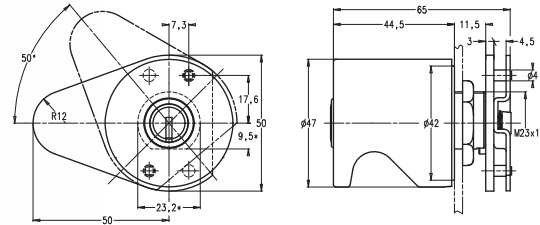
- Standard colour: handle housing and escutcheon: nickel-plated
- Cylinder: matt, nickel-plated brass
- For metal cabinets
- The key can be withdrawn in open and closed position
- Locking rotation stroke with key: 360°

Options _____	Scope of delivery _____
System	1 cylinder olive
Cylinder material	1 screw type escutcheon
Type	G.036
Spindle length	
Direction of rotation	
Deadbolt	
Olive colour	
Oxide	

44.014/1/12/R/0AA/02/N

1: System	2 2000S Ω, 2000S 3 3000 Ω, 3000 4 4000S Ω	7: Olive colour	02 nickel-plated 03 chrome-plated, matt 04 gold deco 05 bronzed/light 07 black 08 glossy, chrome-plated
2: Cylinder material	0 Brass	8: Oxide	N Without oxidation protection J With oxidation protection
3: Type	1 Key removable in open position		
4: Spindle length	12 12 mm		
5: Direction of rotation	L Left-hand R Right-hand		
6: Deadbolt	0AA E.274/AA 0AB E.274/AB 0AD E.274/AD 0AJ E.274/AJ		

Key-in-knob lock For metal doors



*standard cut-out

Brass

4000S Ω	4000S	3000 Ω	3000	2000S Ω	2000S
44.007		34.007		24.007	

Round cylinder olive 47 mm with screw-on plate for metal structures.

- Standard colour: handle housing and escutcheon: nickel-plated
- Cylinder: matt, nickel-plated brass
- For metal cabinets
- The key can be withdrawn in open and closed position
- Locking rotation stroke with key: 360°

Options _____	Scope of delivery _____
System	1 cylinder olive
Cylinder material	1 screw type escutcheon
Type	G.036
Spindle length	
Direction of rotation	
Deadbolt	
Olive colour	
Oxide	

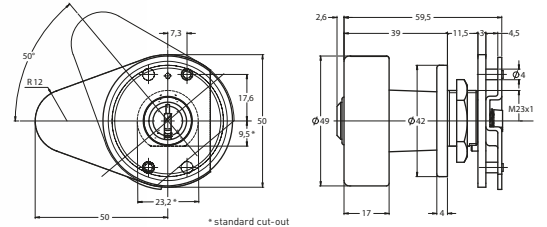
44.007/1/12/R/0AA/02/N

1 2 3 4 5 6 7 8

1: System	2 2000S Ω, 2000S 3 3000 Ω, 3000 4 4000S Ω	7: Olive colour	02 nickel-plated 03 chrome-plated, matt 04 gold deco 05 bronzed/light 07 black 08 glossy, chrome-plated
2: Cylinder material	0 Brass	8: Oxide	N Without oxidation protection J With oxidation protection
3: Type	1 Key removable in open position		
4: Spindle length	12 12 mm		
5: Direction of rotation	L Left-hand R Right-hand		
6: Deadbolt	0AA E.274/AA 0AB E.274/AB 0AD E.274/AD 0AJ E.274/AJ		

Key-in-knob lock

For metal doors, diameter 49 mm



	4000S Ω	4000S	3000 Ω	3000	2000S Ω	2000S
Brass	44.005		34.005		24.005	

Round cylinder olive 49mm with screw-on plate for metal structures.

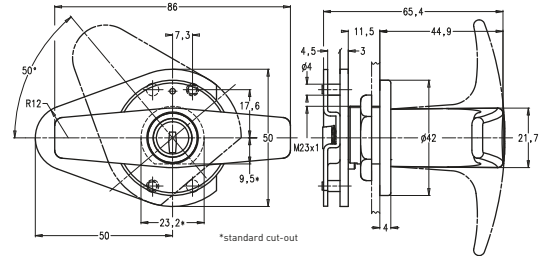
- Standard colour: handle housing and escutcheon: nickel-plated
- Cylinder: matt, nickel-plated brass
- For metal cabinets
- The key can be withdrawn in open and closed position
- Locking rotation stroke with key: 360°

Options _____	Scope of delivery _____
System	1 cylinder olive
Cylinder material	1 screw type escutcheon
Type	G.036
Spindle length	
Direction of rotation	
Deadbolt	
Olive colour	
Oxide	

44.005/1/12/R/0AA/02/N

1: System	2 2000S Ω, 2000S 3 3000 Ω, 3000 4 4000S Ω	7: Olive colour	02 nickel-plated 03 chrome-plated, matt 04 gold deco 05 bronzed/light 07 black 08 glossy, chrome-plated
2: Cylinder material	0 Brass	8: Oxide	N Without oxidation protection J With oxidation protection
3: Type	1 Key removable in open position		
4: Spindle length	12 12 mm		
5: Direction of rotation	L Left-hand R Right-hand		
6: Deadbolt	0AA E.274/AA 0AB E.274/AB 0AD E.274/AD 0AJ E.274/AJ		

Key-in-knob lock For metal doors



Brass

4000S Ω	4000S	3000 Ω	3000	2000S Ω	2000S
44.001		34.001		24.001	

T-shaped cylinder olive with screw-on plate for metal structures.

- Standard colour: handle housing and escutcheon: nickel-plated
- Cylinder: matt, nickel-plated brass
- For metal cabinets
- The key can be withdrawn in open and closed position
- Locking rotation stroke with key: 360°

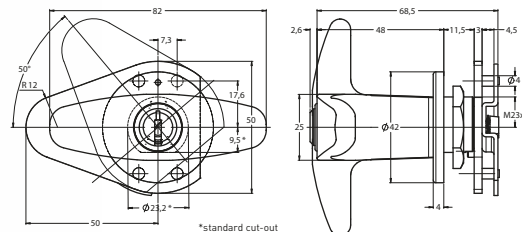
Options	Scope of delivery
System	1 cylinder olive
Cylinder material	1 screw type escutcheon
Type	G.036
Spindle length	
Direction of rotation	
Deadbolt	
Olive colour	
Oxide	

44.001/1/12/R/0AA/02/N

1 2 3 4 5 6 7 8

1: System	2 2000S Ω, 2000S 3 3000 Ω, 3000 4 4000S Ω	7: Olive colour	02 nickel-plated 03 chrome-plated, matt 04 gold deco 05 bronzed/light 07 black 08 glossy, chrome-plated
2: Cylinder material	0 Brass	8: Oxide	N Without oxidation protection J With oxidation protection
3: Type	1 Key removable in open position		
4: Spindle length	12 12 mm		
5: Direction of rotation	L Left-hand R Right-hand		
6: Deadbolt	0AA E.274/AA 0AB E.274/AB 0AD E.274/AD 0AJ E.274/AJ		

Key-in-knob lock For metal doors



	4000S Ω	4000S	3000 Ω	3000	2000S Ω	2000S
Brass	44.026		34.026		24.026	

T-shaped cylinder olive with screw-on plate for metal structures.

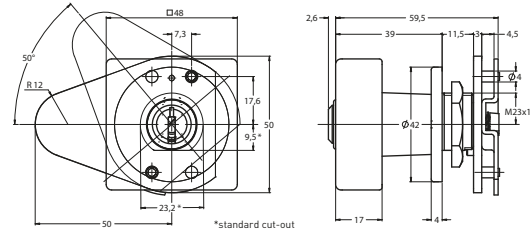
- Standard colour: handle housing and escutcheon: nickel-plated
- Cylinder: matt, nickel-plated brass
- For metal cabinets
- The key can be withdrawn in open and closed position
- Locking rotation stroke with key: 360°

Options _____	Scope of delivery _____
System	1 cylinder olive
Cylinder material	1 screw type escutcheon
Type	G.036
Spindle length	
Direction of rotation	
Deadbolt	
Olive colour	
Oxide	

44.026/1/12/R/0AA/02/N

1: System	2 2000S Ω, 2000S 3 3000 Ω, 3000 4 4000S Ω	7: Olive colour	02 nickel-plated 03 chrome-plated, matt 04 gold deco 05 bronzed/light 07 black 08 glossy, chrome-plated
2: Cylinder material	0 Brass	8: Oxide	N Without oxidation protection J With oxidation protection
3: Type	1 Key removable in open position		
4: Spindle length	12 12 mm		
5: Direction of rotation	L Left-hand R Right-hand		
6: Deadbolt	0AA E.274/AA 0AB E.274/AB 0AD E.274/AD 0AJ E.274/AJ		

Key-in-knob lock For metal doors



4000S Ω	4000S	3000 Ω	3000	2000S Ω	2000S
44.003		34.003		24.003	

Brass

Square cylinder olive with screw-on plate for metal structures.

- Standard colour: handle housing and escutcheon: nickel-plated
- Cylinder: matt, nickel-plated brass
- For metal cabinets
- The key can be withdrawn in open and closed position
- Locking rotation stroke with key: 360°

Options

- System
- Cylinder material
- Type
- Spindle length
- Direction of rotation
- Deadbolt
- Olive colour
- Oxide

Scope of delivery

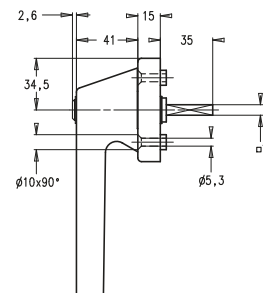
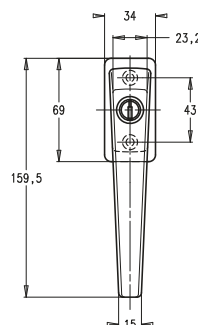
- 1 cylinder olive
- 1 screw type escutcheon G.036

44.003/1/12/R/0AA/02/N

1 2 3 4 5 6 7 8

1: System	2 2000S Ω, 2000S 3 3000 Ω, 3000 4 4000S Ω	7: Olive colour	02 nickel-plated 03 chrome-plated, matt 04 gold deco 05 bronzed/light 07 black 08 glossy, chrome-plated
2: Cylinder material	0 Brass	8: Oxide	N Without oxidation protection J With oxidation protection
3: Type	1 Key removable in open position		
4: Spindle length	12 12 mm		
5: Direction of rotation	L Left-hand R Right-hand		
6: Deadbolt	0AA E.274/AA 0AB E.274/AB 0AD E.274/AD 0AJ E.274/AJ		

Window handle With cylinder



	4000S Ω	4000S	3000 Ω	3000	2000S Ω	2000S
Brass	44.009		34.009		24.009	

Window for window locks, heavy-duty type for balcony doors, windows, patio doors, etc.

- Material: handle housing and escutcheon: matt, nickel-plated, Sidra metal
- Cylinder: matt, nickel-plated brass
- Locking rotation stroke: 360°
- Key removable in open and closed position
- Handle locking rotation stroke: 180°
- Limitation in the lock
- Rotary handle square pin 35 × 7 × 7 mm

Options _____ Scope of delivery _____
 System _____
 Cylinder material _____
 Type _____
 Direction of rotation _____
 Olive colour _____
 Oxide _____

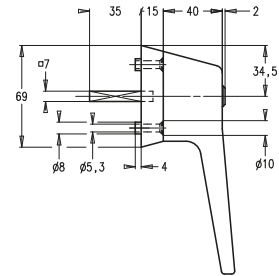
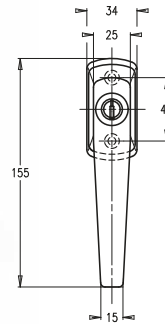
1 cylinder rotary handle

44.009/1/35/R/02/N

1: System	2 2000S Ω, 2000S 3 3000 Ω, 3000 4 4000S Ω	6: Olive colour	02 nickel-plated 03 chrome-plated, matt 04 gold deco 05 bronzed/light 07 black 08 glossy, chrome-plated
2: Cylinder material	0 Brass	7: Oxide	J With oxidation protection N Without oxidation protection
3: Type	0 Dummy handle, rotating 1 Key removable in open position 6 Handle-locked window, tilting, 90° rotation		
4: Spindle length	35 35 mm		
5: Direction of rotation	L Left-hand R Right-hand		

Window handle

With cylinder



	4000S Ω	4000S	3000 Ω	3000	2000S Ω	2000S
Brass	44.119		34.119		24.119	

Window handle for window locks, heavy-duty type for balcony doors, windows, patio doors, etc.

- Material: handle casing and escutcheon: matt, nickel-plated Sidra metal
- Cylinder: matt, nickel-plated brass
- Closing rotational stroke: 360°; key removable in open and closed position
- Handle locking rotation stroke: 180°, limited in the lock
- Window handle square pin: 35×7×7 mm

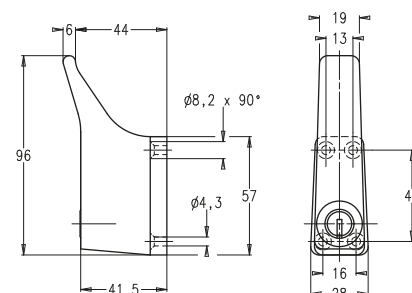
Options	Scope of delivery
System	1 cylinder rotary handle
Cylinder material	
Type	
Direction of rotation	
Olive colour	
Oxide	

44.119/1/35/R/02/N

1 2 3 4 5 6 7

1: System	2 2000S Ω, 2000S 3 3000 Ω, 3000 4 4000S Ω	6: Olive colour	18 Sand-blasted, nickel-plated 19 Brushed, nickel-plated 20 Sand-blasted, chrome-plated 21 Polished, chrome-plated 22 Polished, gold-plated 23 Brass-coated, bronzed 91 Pure white (standard)
2: Cylinder material	0 Brass		
3: Type	0 Dummy handle, rotating 1 Key removable in open position 6 Handle-locked window, tilting, 90° rotation		
4: Spindle length	35 35 mm	7: Oxide	J With oxidation protection N Without oxidation protection
5: Direction of rotation	L Left-hand R Right-hand		

Window lock With cylinder



	4000S Ω	4000S	3000 Ω	3000	2000S Ω	2000S
Brass	44.110		34.110		24.110	

Window lock with cylinder, standard colour:
housing: matt, nickel-plated; cylinder: matt,
nickel-plated brass.

- Material: handle casing and escutcheon:
matt, nickel-plated
- Cylinder: matt, nickel-plated brass
- Additional lock for lifting doors, skylights,
windows, doors etc.
- The additional lock holds the tilt-lever
of the locking option in position; it can no
longer be pushed up
- Automatic locking by turning the handle to
the locking position
- Opening with key only is possible

Options _____ Scope of delivery _____
System _____
Cylinder material _____
Olive colour _____
Oxide _____

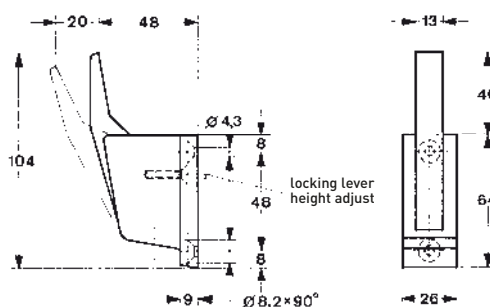
1 window lock with cylinder

44.110/02/N

1: System	2 2000S Ω, 2000S 3 3000 Ω, 3000 4 4000S Ω
2: Cylinder material	0 Brass
3: Olive colour	02 nickel-plated 03 chrome-plated, matt 04 gold deco 05 bronzed/light 07 black 08 glossy, chrome-plated
4: Oxide	N Without oxidation protection J With oxidation protection

Window lock

With locking lever and cylinder



4000S Ω	4000S	3000 Ω	3000	2000S Ω	2000S
44.112		34.112		24.112	

Brass

Window lock with locking lever and cylinder;
standard colour: housing: matt, nickel-plated;
cylinder: matt, nickel-plated brass.

- Additional security for lifting doors, skylights, windows, doors etc.
- The additional lock holds the tilt-lever of the locking option in position; it can no longer be pushed up
- Automatic locking by pushing in the handle to locking position
- Lever height adjustable by 20 mm
- Opening with key only

Options _____	Scope of delivery _____
System	1 window lock with safety lever and cylinder
Cylinder material	
Olive colour	
Oxide	

44.112/02/N

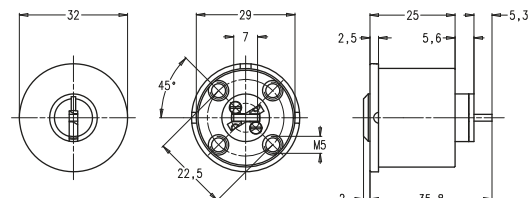
1 2 3 4

1: System	2 2000S Ω, 2000S 3 3000 Ω, 3000 4 4000S Ω
2: Cylinder material	0 Brass
3: Olive colour	02 nickel-plated 03 chrome-plated, matt 04 gold deco 05 bronzed/light 07 black 08 glossy, chrome-plated
4: Oxide	N Without oxidation protection J With oxidation protection

Switch cylinders

Switch cylinders.....	167-175
Electric key switch.....	178

Switch cylinder With 360° pulse



	4000S Ω	4000S	3000 Ω	3000	2000S Ω	2000S
Brass	46.019		36.019		–	
Sidra metal	–		–		26.419	

Switch cylinder with a full 360° pulse for electrical key switches.

- Material: matt, nickel-plated brass or Sidra metal
- With hardened tumblers HRC60
- Rotation movement handled by electronic switch
- Key rotation stroke: 360° for pulse
- Key withdrawal in one position

Options	Scope of delivery
System	1 switch cylinder
Cylinder material	
Actuator	
Cylinder colour	
Oxide	

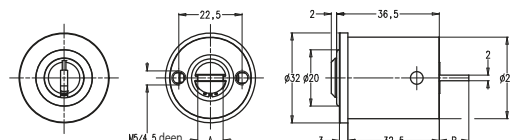
46.019/1E/02/N

1 2 3 4 5

1: System	3 3000 Ω, 3000 4 4000S3 3000 4 4000S Ω	4: Cylinder colour	02 nickel-plated 03 chrome-plated, matt 04 gold deco 05 bronzed/light 07 black 08 glossy, chrome-plated
2: Cylinder material	0 Brass 4 Sidra metal	5: Oxide	N Without oxidation protection J With oxidation protection
3: Actuator	1E L=5.5 mm, W=12 mm 1F L=5.5 mm, W=15 mm 1G L=25.5 mm, W=12 mm 1H L=25.5 mm, W=15 mm 1U L=7.5 mm, W=12 mm		

Switch cylinder

With multiple key-removal positions



Brass

4000S Ω	4000S	3000 Ω	3000	2000S Ω	2000S
46.052.1		36.052.1		26.052.1	

Switch cylinder with multiple key withdrawal positions for electrical rotary switches of various makes.

This universal switch cylinder supports up to 12 key withdrawal positions with corresponding display of the switching position by the keyway.

- Material: matt, nickel-plated brass
- With hardened tumblers HRC60
- Rotation movement handled by electronic switch

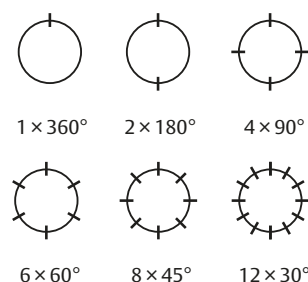
Options _____ Scope of delivery _____

System
Cylinder material
Sleeve type
Withdrawal position
Actuator
Cylinder colour
Oxide

1 switch cylinder with multiple key withdrawal positions

Accessories _____
Actuator

Withdrawal position _____

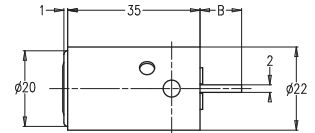
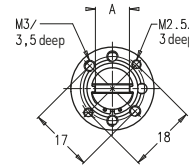


46.052/1/01/1M/02/N

1: System	2 2000S Ω, 2000S 3 3000 Ω, 3000 4 4000S Ω	6: Cylinder colour	02 nickel-plated 03 chrome-plated, matt 04 gold deco 05 bronzed/light 07 black 08 glossy, chrome-plated
2: Cylinder material	0 Brass	7: Oxide	N Without oxidation protection J With oxidation protection
3: Sleeve type	1 D=32 mm		
4: Withdrawal position	01 1×360° 02 2×180° 04 4×90° 06 6×60° 08 8×45° 12 12×30°		
5: Actuator	1K L=11.5 mm, W=14 mm 1M L=10 mm, W=9 mm 2G L=13 mm, W=6.5 mm 2H L=16 mm, W=7 mm		

Switch cylinder

With multiple key-removal positions



	4000S Ω	4000S	3000 Ω	3000	2000S Ω	2000S
Brass	46.052.2		36.052.2		26.052.2	

Switch cylinder with multiple key withdrawal positions for electrical rotary switches of various makes.

This universal switch cylinder supports up to 12 key withdrawal positions with corresponding display of the switching position by the keyway.

- Material: matt, nickel-plated brass
- With hardened tumblers HRC60
- Rotation movement handled by electronic switch

Options _____ Scope of delivery _____

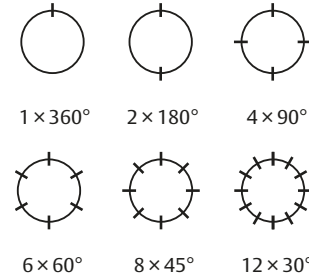
System
Cylinder material
Sleeve type
Withdrawal position
Actuator
Cylinder colour
Oxide

1 switch cylinder with multiple key withdrawal positions

Accessories _____

Actuator

Withdrawal position _____



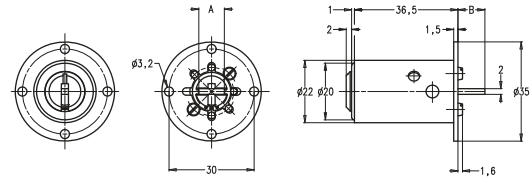
46.052/2/01/1M/02/N

1: System	2 2000S Ω, 2000S 3 3000 Ω, 3000 4 4000S Ω
2: Cylinder material	0 Brass
3: Sleeve type	2 D=22 mm
4: Withdrawal position	01 1×360° 02 2×180° 04 4×90° 06 6×60° 08 8×45° 12 12×30°
5: Actuator	1K L=11.5 mm, W=14 mm 1M L=10 mm, W=9 mm 2G L=13 mm W=6.5 mm 2H L=16 mm W=7 mm

6: Cylinder colour	02 nickel-plated 03 chrome-plated, matt 04 gold deco 05 bronzed/light 07 black 08 glossy, chrome-plated
7: Oxide	N Without oxidation protection J With oxidation protection

Switch cylinder

With multiple key-removal positions



	4000S Ω	4000S	3000 Ω	3000	2000S Ω	2000S
Brass	46.052.3		36.052.3		26.052.3	

Switch cylinder with multiple key withdrawal positions for electrical rotary switches of various makes.

This universal switch cylinder supports up to 12 key withdrawal positions with corresponding display of the switching position by the keyway.

- Rotation movement handled by electronic switch
- With hardened tumblers HRC60
- Material: matt, nickel-plated brass

Options _____ Scope of delivery _____

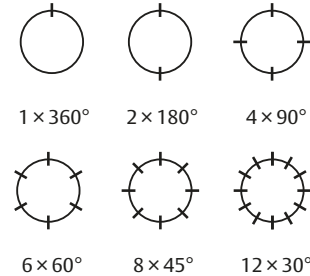
System
Cylinder material
Sleeve type
Withdrawal position
Actuator
Cylinder colour
Oxide

1 switch cylinder with multiple key withdrawal positions

Accessories _____

Actuator

Withdrawal position _____

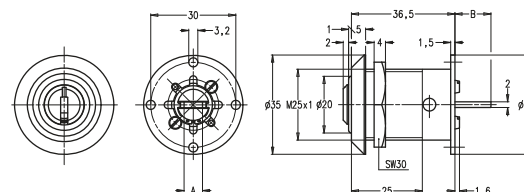


46.052/3/01/1M/02/N

1: System	2 2000S Ω, 2000S 3 3000 Ω, 3000 4 4000S Ω	6: Cylinder colour	02 nickel-plated 03 chrome-plated, matt 04 gold deco 05 bronzed/light 07 black 08 glossy, chrome-plated
2: Cylinder material	0 Brass	7: Oxide	N Without oxidation protection J With oxidation protection
3: Sleeve type	3 D=22 mm, with mounting plate		
4: Withdrawal position	01 1×360° 02 2×180° 04 4×90° 06 6×60° 08 8×45° 12 12×30°		
5: Actuator	1K L=11.5 mm, W=14 mm 1M L=10 mm, W=9 mm 2G L=13 mm W=6.5 mm 2H L=16 mm W=7 mm		

Switch cylinder

With multiple key-removal positions



	4000S Ω	4000S	3000 Ω	3000	2000S Ω	2000S
Brass	46.052.4		36.052.4		26.052.4	

Switch cylinder with multiple key withdrawal positions for electrical rotary switches of various makes.

This universal switch cylinder supports up to 12 key withdrawal positions with corresponding display of the switching position by the keyway.

- Material: matt, nickel-plated brass
- With hardened tumblers HRC60
- With central fastening via conical front nut and hexagon nut M 25×1 mm
- Rotation movement handled by electronic switch

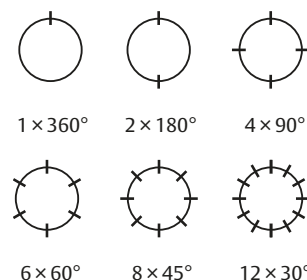
Options _____ Scope of delivery _____

- System
- Cylinder material
- Sleeve type
- Withdrawal position
- Actuator
- Cylinder colour
- Oxide

1 switch cylinder with multiple key withdrawal positions

Accessories _____
Actuator

Withdrawal position _____



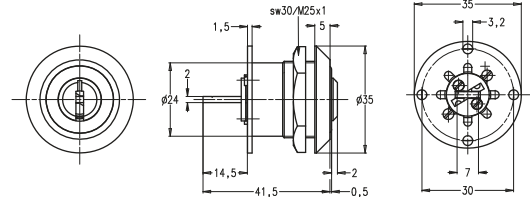
46.052/4/01/1M/02/N

1: System	2 2000S Ω, 2000S 3 3000 Ω, 3000 4 4000S Ω
2: Cylinder material	0 Brass
3: Sleeve type	4 Screw fastening with mounting plate
4: Withdrawal position	01 1×360° 02 2×180° 04 4×90° 06 6×60° 08 8×45° 12 12×30°
5: Actuator	1K L=11.5 mm, W=14 mm 1M L=10 mm, W=9 mm 2G L=13 mm W=6.5 mm 2H L=16 mm W=7 mm

6: Cylinder colour	02 nickel-plated 03 chrome-plated, matt 04 gold deco 05 bronzed/light 07 black 08 glossy, chrome-plated
7: Oxide	N Without oxidation protection J With oxidation protection

Switch cylinder

With threaded fastening



	4000S Ω	4000S	3000 Ω	3000	2000S Ω	2000S
Brass	46.059		36.059		26.059	

Switch cylinder with central fastener and 360° pulse.

- Material: matt, nickel-plated brass
- With hardened tumblers HRC60
- Conical front nut and hexagon nut, M25×1 mm, for electrical key switch (pulse)
- Rotation movement handled by electronic switch
- Key rotation stroke: 360° for pulse
- Key withdrawal in one position

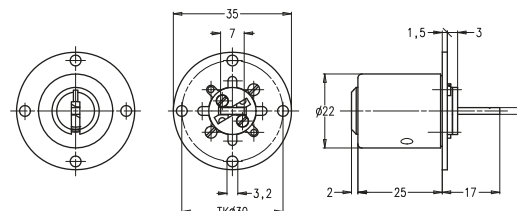
Options	Scope of delivery
System	1 switch cylinder
Cylinder material	1 nut, M 25 × 1 mm
Actuator	1 front escutcheon, 35 mm
Cylinder colour	
Oxide	

46.059/00/02/N

1 2 3 4 5

1: System	2 2000S Ω, 2000S 3 3000 Ω, 3000 4 4000S Ω	5: Oxide	N Without oxidation protection J With oxidation protection
2: Cylinder material	0 Brass		
3: Actuator	00 Not selectable		
4: Cylinder colour	02 nickel-plated 03 chrome-plated, matt 04 gold deco 05 bronzed/light 07 black 08 glossy, chrome-plated		

Switch cylinder With 360° pulse



	4000S Ω	4000S	3000 Ω	3000	2000S Ω	2000S
Brass	46.039		36.039		26.039	

- Material: matt, nickel-plated brass
- With hardened tumblers HRC60
- For electrical key switch (pulse)
- Rotation movement handled by electronic switch
- Key rotation stroke: 360° for pulse
- Key withdrawal in one position.

Options _____ Scope of delivery _____

System _____
 Cylinder material _____
 Nominal length _____
 Cylinder colour _____
 Oxide _____

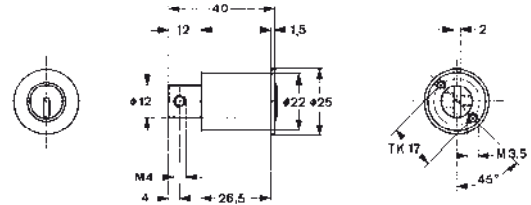
1 switch cylinder

46.039/025/02/N

1: System	2 2000S Ω, 2000S 3 3000 Ω, 3000 4 4000S Ω	4: Cylinder colour	02 nickel-plated 03 chrome-plated, matt 04 gold deco 05 bronzed/light 07 black 08 glossy, chrome-plated
2: Cylinder material	0 Brass	5: Oxide	N Without oxidation protection J With oxidation protection
3: Nominal length	025 25 mm 030 30 mm 035 35 mm		

Switch cylinder

With 360° pulse



	4000S Ω	4000S	3000 Ω	3000	2000S Ω	2000S
Brass	46.033		36.033		26.033	

- Material: matt, nickel-plated brass
- With hardened tumblers HRC60
- For electrical key switch (pulse)
- Rotation movement handled by electronic switch
- Key rotation stroke: 360° for pulse
- Key withdrawal in one position.

Options	Scope of delivery
System	1 switch cylinder
Cylinder material	
Actuator	
Cylinder colour	
Oxide	

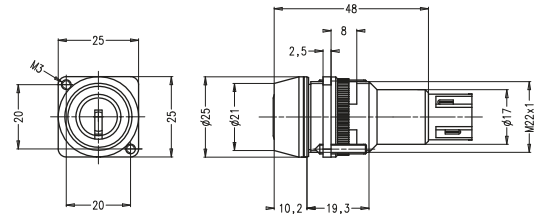
46.033/00/02/N

1 2 3 4 5

1: System	2 2000S Ω, 2000S 3 3000 Ω, 3000 4 4000S Ω	5: Oxide	N Without oxidation protection J With oxidation protection
2: Cylinder material	0 Brass		
3: Actuator	00 No actuator		
4: Cylinder colour	02 nickel-plated 03 chrome-plated, matt 04 gold deco 05 bronzed/light 07 black 08 glossy, chrome-plated		

Switch cylinder

With threaded fastening

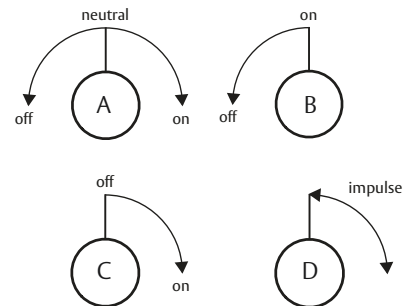


	4000S Ω	4000S	3000 Ω	3000	2000S Ω	2000S
Brass	46.050		36.050		26.050	

- Material: matt, nickel-plated brass
- With hardened tumblers HRC60
- Threaded mount, M 22 × 1 mm
- Front escutcheon
- Anticorodal
- Natural, anodised
- Central fastening with knurled nut
- 1 opener and 1 closer per contact element
- Available with 1, 2, 3, or 4 contact elements
- Switch rotation stroke A, B, C, or D
- Key can only be withdrawn in home position

Options	Scope of delivery
System	1 switch cylinder s
Cylinder material	1 nut, M 22 × 1 mm
Switch function	1 front escutcheon, 25 mm
Number of contact elements	1 contact element
Cylinder colour	

Switch function _____

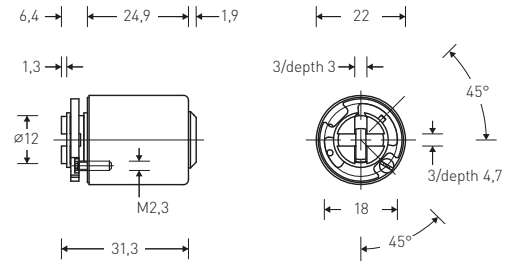


46.050/0/1/02

1 2 3 4 5

1: System	2 2000S Ω, 2000S 3 3000 Ω, 3000 4 4000S Ω	4: Number of contact elements	1 1 contact element 2 2 Contact elements
2: Cylinder material	0 Brass	5: Cylinder colour	02 nickel-plated 03 chrome-plated, matt 04 gold deco 05 bronzed/light 07 black 08 glossy, chrome-plated
3: Switch function	A Switching function as per Diagram A B Switching function as per Diagram B C Switching function as per Diagram C D Switching function as per Diagram D		

Switch cylinder For Schindler lift controls



	4000S Ω	4000S	3000 Ω	3000	2000S Ω	2000S
Brass	46.066		36.066		26.066	

Switch cylinder with 45° key removal position for Schindler lifts. The on / off position or fire controls can be set using the supplied ring connecting piece and the locking pin position. May be fitted by a trained lift service engineer only.

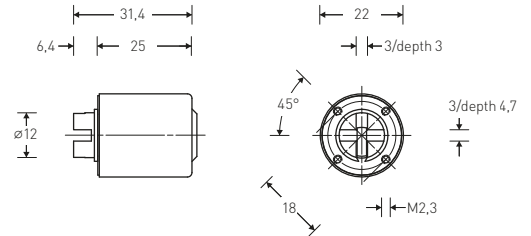
Options	Scope of delivery
System	1 switch cylinder
Cylinder material	1 ring connecting piece
Nominal length	
Cylinder colour	
Oxide	

- Material: matt, nickel-plated brass
- Rotation limited by electric switch
- With hardened HRC60 tumblers

46.066/025/02/N

1: System	2 2000S Ω, 2000S 3 3000 Ω, 3000 4 4000S Ω
2: Cylinder material	0 Brass
3: Nominal length	025 25 mm
4: Cylinder colour	02 nickel-plated 03 chrome-plated, matt 04 gold deco 05 bronzed/light 07 black 08 glossy, chrome-plated
5: Oxide	N Without oxidation protection J With oxidation protection

Switch cylinder For Schindler lift controls



	4000S Ω	4000S	3000 Ω	3000	2000S Ω	2000S
Brass	46.064		36.064		26.064	

Switch cylinder for pulse switch element in Schindler lifts. May be fitted by a trained lift service engineer only.

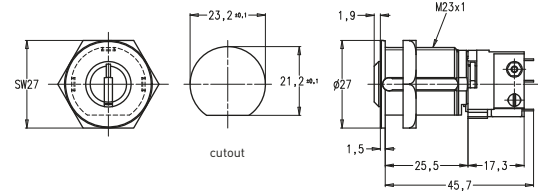
- Material: matt, nickel-plated brass
- Rotation limited by electric switch
- With hardened HRC60 tumblers

Options _____	Scope of delivery _____
System	1 switch cylinder
Cylinder material	
Nominal length	
Cylinder colour	
Oxide	

46.064/025/02/N

1: System	2 2000S Ω, 2000S 3 3000 Ω, 3000 4 4000S Ω
2: Cylinder material	0 Brass
3: Nominal length	025 25 mm
4: Cylinder colour	02 nickel-plated 03 chrome-plated, matt 04 gold deco 05 bronzed/light 07 black 08 glossy, chrome-plated
5: Oxide	N Without oxidation protection J With oxidation protection

Electric key switch With threaded fastening



4000S Ω	4000S	3000 Ω	3000	2000S Ω	2000S
46.047		36.047		26.047	

Brass

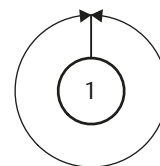
The KESO electric key switch with threaded mount is a switch cylinder with attached micro-switch for garage door columns, switch panel construction, alarm systems and other items.

- Material: matt, nickel-plated brass
- With hardened tumblers HRC60
- Twist protection by flat area on cylinder
- Micro switch 5A/250 V, AC

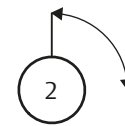
Options _____ Scope of delivery _____

System	1 electric key switch
Cylinder material	1 nut M 23 × 1 mm
Switch function	1 microswitch fitted
Cylinder colour	
ABS	
Oxide	

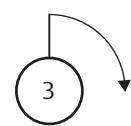
Switch function _____



Can be moved 360° to the right/left to on and off position



90° to the right with retraction spring



90° to the right without retraction spring

46.047/0/02/0/N

1 2 3 4 5 6

1: System	2 2000S Ω, 2000S 3 3000 Ω, 3000 4 4000S Ω	5: ABS	0 Without drill-open protection A Side A
2: Cylinder material	0 Brass	6: Oxide	N Without oxidation protection J With oxidation protection
3: Switch function	1 Key movement 360° 2 Key movement 90° with retraction spring 3 Key movement 90° without retraction spring		
4: Cylinder colour	02 nickel-plated 03 chrome-plated, matt 04 gold deco 05 bronzed/light 07 black 08 glossy, chrome-plated		

Key depot cabinets

Depot cabinets..... 180–184

Accessories for depots..... 185–186

Key deposit cabinet

For 2 deposit cylinder pairs /without door



Standard

Product number

17.001

With microswitch (alarm)

17.001.01

Key deposit cabinet for 2 deposit cylinder pairs /without door.

- Material: Housing steel
- Standard colour: slate grey
- Box dimensions: box height: 154 mm
- box width: 147 mm; box depth: 40 mm
- Housing made of 2 mm steel sheet
- Cabinet door right handed, viewed from front
- Prepared for 2 pairs of key deposit cylinders and 1 locking cylinder
- with mechanical locking

Scope of delivery _____

1 key deposit cabinet

Accessories _____

Locking cylinder
_3.031.025.20.Z1
(for deposit cabinet)
_3.031.025_0.W2
(for cabinet plate)

Blind plug
12.020 (for gaps
in cabinet plate)

Accessories for locking
cylinders, please refer to
page 201

Key deposit cabinet

For 2 deposit cylinder pairs /with door



	Product number
Standard	17.001.4
With microswitch (alarm)	17.001.6

Key deposit cabinet for 2 deposit cylinder pairs /with door.

- Material: housing: steel
- Standard colour: slate grey
- Box dimensions: box height: 154 mm
- box width: 147mm; box depth: 90 mm
- Housing made of 2 mm steel sheet
- Cabinet door hinged on right when viewed from front
- Prepared for 2 pairs of key deposit cylinders and 1 locking cylinder with mechanical locking

Scope of delivery _____

1 key deposit cabinet

Accessories _____


Locking cylinder
_3.031.025.20.Z1
(for deposit cabinet)
_3.031.025_0.W2
(for cabinet door and plate)

Blind plug
12.020 (for gaps in cabinet plate)

Accessories for locking cylinders, please refer to page 201

Key deposit cabinet

For 9 deposit cylinder pairs /with door



Standard

With microswitch (alarm)

Product number

17.002

17.002.01

Key deposit cabinet for 9 deposit cylinder pairs /with door.

- Material: Housing steel
- Standard colour: slate grey
- Box dimensions: box height: 350 mm
- box width: 270 mm; box depth: 90 mm
- Housing made of 2 mm steel sheet
- Door with edge all around
- rebate hinged
- Prepared for 9 pairs of key deposit cylinders and 2 locking cylinders with
- mechanical locking

Scope of delivery _____

1 key deposit cabinet

Accessories _____


Locking cylinder
_3.031.025.20.Z1 (for
deposit cabinet)
_3.031.M25_0.W2 (for
cabinet door and plate)

Blind plug
12.020 (for gaps
in cabinet plate)

Accessories for locking
cylinders, please refer to
page 201

Key deposit cabinet

For 16 deposit cylinder pairs /with door



	Product number
Standard	17.003
With microswitch (alarm)	17.003.01

Key deposit cabinet for 16 deposit cylinder pairs /with door.

- Material: housing steel
- Standard colour: slate grey
- Box dimensions: box height: 450 mm
- box width: 350 mm; box depth: 90 mm
- Housing made of 2 mm steel sheet
- Door with edge all around, folded
- rebate hinged
- Prepared for 16 pairs of key deposit cylinders and 2 locking cylinders with mechanical locking

Scope of delivery _____

1 key deposit cabinet

Accessories _____


Locking cylinder
_3.031.025.20.Z1 (for
deposit cabinet)
_3.031.M25_0.W2 (for
cabinet door and plate)

Blind plug
12.020 (for gaps
in cabinet plate)

Accessories for locking
cylinders, please refer to
page 201

Key deposit cabinet

For 25 deposit cylinder pairs /with door



Product number

Standard

17.004

With microswitch (alarm)

17.004.01

Key deposit cabinet for 25 deposit cylinder pairs /with door.

- Material: housing steel
- Standard colour: slate grey
- Box dimensions: box height: 550 mm
- box width: 420 mm; box depth: 90 mm
- Housing made of 2 mm steel sheet
- Door with edge all around
- rebate hinged
- Prepared for 25 pairs of key deposit
- cylinders and 2 locking cylinder
- with mechanical locking

Scope of delivery _____

1 key deposit cabinet

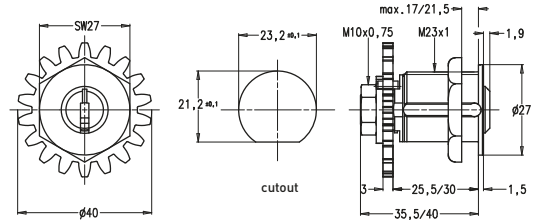
Accessories _____

Locking cylinder
_3.031.025.20.Z1 (for
deposit cabinet)
_3.031.M25_0.W2 (for
cabinet door and plate)

Blind plug
12.020 (for gaps in cabinet
plate)

Accessories for locking
cylinders, please refer to
page 201

Locking cylinder deposit



	4000S Ω	4000S	3000 Ω	3000	2000S Ω	2000S
Brass	43.031		33.031		23.031	

Locking cylinder for deposits with threaded mount for the key deposits 17.001, 17.003 and 17.004.

- Material: matt, nickel-plated brass
- With hardened tumblers HRC60
- Functional variants actuator
- Variant 1: Actuator Z1 to Z1; replacement of key possible at any time via deposit
- Variant 2: Z1 to Z6; recovery of pass for emergency key from deposit, for instance. The reference key is retained in the deposit. Reset only by authorised persons
- Variant 3: Z1 to Z7; flexibly convertible between Variant 1 and 2

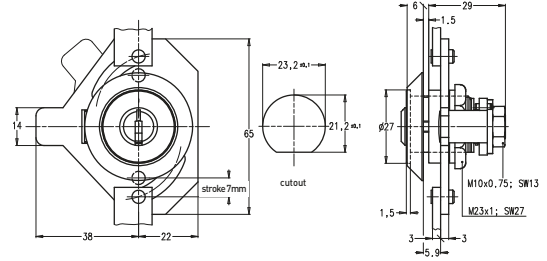
Options	Scope of delivery
System	1 locking cylinder
Cylinder material	1 deadbolt
Nominal length	1 fastening nut, M23 × 1 mm
Key withdrawal	
Deadbolt plunger type	
Cylinder colour	
ABS	
Oxide	

43.031/025/20/Z1/02/0/N

1: System	2 2000S Ω, 2000S 3 3000 Ω, 3000 4 4000S Ω	6: Cylinder colour	02 nickel-plated 03 chrome-plated, matt 04 gold deco 05 bronzed/light 07 black 08 glossy, chrome-plated
2: Cylinder material	0 Brass	7: ABS	0 Without drill-open protection A Side A
3: Nominal length	025 25 mm 030 30 mm	8: Oxide	N Without oxidation protection J With oxidation protection
4: Key withdrawal	20 Key withdrawal only in closed position 10 Key removable in open and closed position		
5: Deadbolt plunger type	Z1 Standard gear wheel Z6 Key blocking Z7 Optional key blocking		

Locking cylinder

For 1- or 3-point locking



	4000S Ω	4000S	3000 Ω	3000	2000S Ω	2000S
Brass	43.031.M25		33.031.M25		23.031.M25	

Locking cylinder with threaded mount for KESO deposit cabinet doors.

- Material: matt, nickel-plated brass
- With hardened tumblers HRC60
- With thread fastener
- Key removable in open and closed position

Options	Scope of delivery
System	1 locking cylinder
Cylinder material	1 deadbolt
Nominal length	1 escutcheon
Key withdrawal	
Deadbolt plunger type	
Cylinder colour	
ABS	
Oxide	

43.031/M25/10/V3/02/0/N

1: System	2 2000S Ω, 2000S 3 3000 Ω, 3000 4 4000S Ω	6: Cylinder colour	02 nickel-plated 03 chrome-plated, matt 04 gold deco 05 bronzed/light 07 black 08 glossy, chrome-plated
2: Cylinder material	0 Brass	7: ABS	0 Without drill-open protection A Side A
3: Nominal length	025 25 mm 030 30 mm	8: Oxide	N Without oxidation protection J With oxidation protection
4: Key withdrawal	10 Key removable in open and closed position 20 Key withdrawal only in closed position		
5: Deadbolt plunger type	V3 3-point locking		

ChangeCode

Information on ChangeCode	188
KESO 3000 ChangeCode.....	189–194
EuroChangeCode.....	195–197

Information on ChangeCode

Convertible KESO safety cylinder with designated ChangeCode.

KESO 3000 ChangeCode

The ingenious cylinder with up to six different mechanical locking options that can be encoded by the user at any time using purely mechanical methods. Converting from one locking option to another is extremely easy and takes just a few seconds. In case of key loss, this allows you to change the code within a matter seconds without needing to remove or replace the cylinder.

Unique in locking systems, this system has proved its value with customers where a group of people operate locking options in many locations. Good examples include solutions for the fire service or for companies with many services such as vending machines and lifts. However, KESO ChangeCode customers also include home and holiday home owners.

KESO 2000S omega Eur o ChangeCode

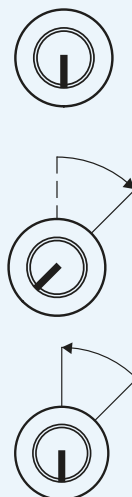
The EuroChangeCode safety cylinder is exclusively available as a standard locking system with 3 programmable locking options. The conversion is performed with different key sets.

How to set the locking option of the ChangeCode cylinder

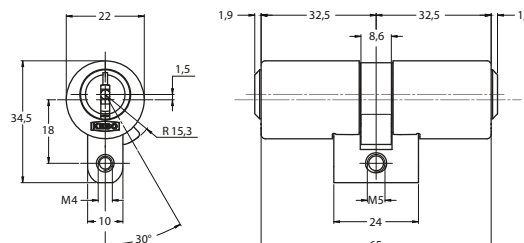

1 Insert the conversion key for the currently set locking option into the keyway. Then turn the inserted key to clockwise to a 45° position and remove the key in this position.

2 Insert the new conversion key at this 45° position and then turn the key clockwise and back to the original vertical position. The cylinder has now been re-coded.

3 Remove the conversion key in this vertical position: The old key no longer works and the newly encoded key takes over its function.



Double cylinder ChangeCode CH profile



Brass

3000

31.015

ChangeCode double cylinder with up to six different mechanical locking options that can be encoded by the user at any time using purely mechanical methods.

- Material: matt, nickel-plated brass
- With hardened tumblers HRC60
- Standard colour: chrome nickel steel
- Standard length: 32.5/32.5 mm
- Positioning: C/X = ChangeCode single sided
- Clockwise and counter-clockwise

Options

- System
- Cylinder material
- Length A
- Length B
- Cam type
- Sleeve A colour
- Sleeve B colour
- Rotor colour
- ABS
- Oxide
- Spec. Function

Scope of delivery

- 1 double cylinder ChangeCode
- 1 fastening screw, M5 × 75 mm

Note

Only available for System 3000

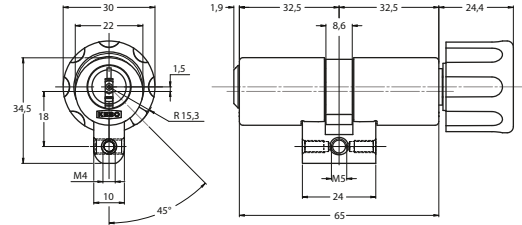

31.015/32.5/32.5/SR/01/01/0/0/0/CR

1 2 3 4 5 6 7 8 9 10 11

1: System	3 3000	5: Cam type	SR Standard position R SL Standard position L MT Multilock MS Multilock narrow FR Cam, 1 mm, shortened R FL Cam, 1 mm, shortened L SP Spider gear wheel BR Biffar, right-hand BL Biffar, left-hand FN Third-party cam enclosed	7: Sleeve B colour	01 CRNI 02 nickel-plated 03 chrome-plated, matt 04 gold deco 05 bronzed/light 07 black 08 glossy, chrome-plated
2: Cylinder material	0 Brass	6: Sleeve A colour	01 CRNI 02 nickel-plated 03 chrome-plated, matt 04 gold deco 05 bronzed/light 07 black 08 glossy, chrome-plated	8: Rotor colour	0 Standard rotor colour 1 With coloured rotor
3: Length A	32.5 32.5 mm 37.5 37.5 mm 42.5 42.5 mm XX 5 mm increments			9: ABS	0 Without drill-open protection A Side A
4: Length B	32.5 32.5 mm 37.5 37.5 mm 42.5 42.5 mm XX 5 mm increments			10: Oxide	N Without oxidation protection J With oxidation protection
				11: Spec. Function	CR ChangeCode right-hand

Cylinder with thumb turn

ChangeCode CH profile



Brass

3000

31.019

ChangeCode thumb turn cylinder with up to six different mechanical locking options that can be encoded by the user at any time using purely mechanical methods.

- Material: matt, nickel-plated brass
- With hardened tumblers HRC60
- Positioning: C/0 = ChangeCode single side
- Clockwise and counter-clockwise

Options

System
Cylinder material
Length A
Length B
Cam type
Sleeve A colour
Sleeve B colour
Rotor colour
Thumbturn B
ABS
Oxide
Spec. Function

Scope of delivery

1 thumb turn cylinder
ChangeCode
1 fastening screw
M5 × 75 mm

Note

Only available for
System 3000

Thumbturn B



E.050
Standard



E.051



E.052

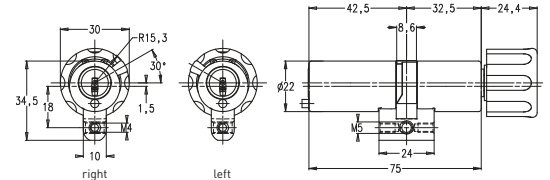
31.019/32.5/32.5/SR/01/01/0/E050/0/0/CR

1 2 3 4 5 6 7 8 9 10 11 12

1: System	3 3000	6: Sleeve A colour	01 CRNI 02 nickel-plated 03 chrome-plated, matt 04 gold deco 05 bronzed/light 07 black 08 glossy, chrome-plated	10: ABS	0 Without drill-open protection A Side A
2: Cylinder material	0 Brass	7: Sleeve B colour	01 CRNI 02 nickel-plated 03 chrome-plated, matt 04 gold deco 05 bronzed/light 07 black 08 glossy, chrome-plated	11: Oxide	N Without oxidation protection J With oxidation protection
3: Length A	32.5 32.5 mm 37.5 37.5 mm 42.5 42.5 mm XX 5 mm increments	8: Rotor colour	0 Standard rotor colour 1 With coloured rotor	12: Spec. Function	CR ChangeCode right-hand
4: Length B	32.5 32.5 mm 37.5 37.5 mm 42.5 42.5 mm XX 5 mm increments	9: Thumbturn B	E050 30 mm standard E051 35 mm with key holding device E052 2-leaf		
5: Cam type	SR Standard position R SL Standard position L MT Multilock MS Multilock narrow FR Cam, 1 mm, shortened R FL Cam, 1 mm, shortened L SP Spider gear wheel FN Third-party cam enclosed				

Cylinder with thumb turn

ChangeCode CH profile, with hotel function



Brass

3000

31.025

ChangeCode thumb turn cylinder with up to six different mechanical locking options that can be encoded at any time using purely mechanical methods.

- Material: matt, nickel-plated brass
- With hardened tumblers HRC60
- Thumb turn: matt, nickel-plated brass
- Standard colour: chrome-nickel steel, inside with knob, matt nickel-plated brass
- Standard length: 42.5/32.5 mm
- Outside with engaged indicator (pin) without lock-out function
- Positioning: C/0 = ChangeCode single side
- Clockwise and counter-clockwise

Options _____ Scope of delivery _____

System
Cylinder material
Length A
Length B
Oxide
Sleeve A colour
Sleeve B colour
Rotor colour
Thumbturn B
Spec. Function

1 thumb turn cylinder
ChangeCode
1 x0007 fastening screw,
M5 x 85 mm

Note _____

Only available for
System 3000

Thumbturn B _____



E.050
Standard



E.051



E.052

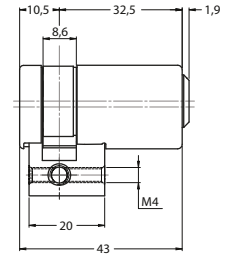
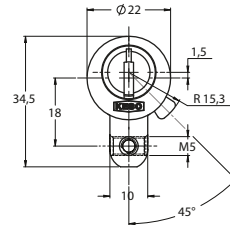
31.025 / 42.5 / 32.5 / 0N / 0 / 01 / 01 / 0 / E050 / CR

1 2 3 4 5 6 7 8 9 10 11

1: System	3 3000	7: Sleeve A colour	01 CRNI 02 nickel-plated 03 chrome-plated, matt 04 gold deco 05 bronzed/light 07 black 08 glossy, chrome-plated	10: Thumbturn B	E050 30 mm standard E051 35 mm with key holding device E052 2-leaf
2: Cylinder material	0 Brass				
3: Length A	42.5 42.5 mm 47.5 47.5 mm 52.5 52.5 mm XX 5 mm increments				
4: Length B	32.5 32.5 mm 37.5 37.5 mm 42.5 42.5 mm XX 5 mm increments	8: Sleeve B colour	01 CRNI 02 nickel-plated 03 chrome-plated, matt 04 gold deco 05 bronzed/light 07 black 08 glossy, chrome-plated	11: Spec. Function	CR ChangeCode right-hand
5: Cam type	0N Without cam				
6: Oxide	N Without oxidation protection J With oxidation protection	9: Rotor colour	0 Standard rotor colour 1 With coloured rotor		

Single cylinder

ChangeCode CH profile



Brass

3000

31.012

ChangeCode single cylinder with up to six different mechanical locking options that can be encoded by the user at any time using purely mechanical methods.

- Material: matt, nickel-plated brass
- With hardened tumblers HRC60
- Standard colour: chrome nickel steel
- Standard length: 30/10 mm
- Positioning: C/0 = ChangeCode single side
- Clockwise and counter-clockwise

Options

System
Cylinder material
Length A
Cam type
Sleeve A colour
Rotor colour
ABS
Oxide
Spec. Function

Scope of delivery

1 single cylinder
ChangeCode
1 fastening screw,
M5 × 75 mm

Note

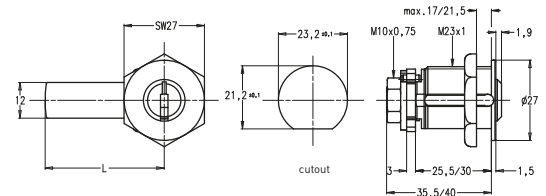
Only available for
System 3000

31.012/32.5/ES/01/0/0/0/CR

1 2 3 4 5 6 7 8 9

1: System	3 3000	4: Cam type	ES Nocken verstellb. 8 × 45° ES Adjustable cam, 8 × 45° SR Standard position R SL Standard position L MT Multilock MS Multilock narrow FR Cam, 1mm, shortened R FL Cam, 1mm, shortened L SP Spider gear wheel FN Third-party cam enclosed FC Multi-point locking position C	5: Sleeve A colour	01 CRNI 02 nickel-plated 03 chrome-plated, matt 04 gold deco 05 bronzed/light 07 black 08 glossy, chrome-plated
2: Cylinder material	0 Brass			6: Rotor colour	0 Standard rotor colour 1 With coloured rotor
3: Length A	32.5 32.5 mm 37.5 37.5 mm 42.5 42.5 mm XX 5 mm increments			7: ABS	0 Without drill-open protection A Side A
				8: Oxide	N Without oxidation protection J With oxidation protection
				9: Spec. Function	CR ChangeCode right-hand

Cam lock Universal CH profile



Messing

3000

33.031



Universal cam lock with threaded mount for lockers, tool chests, letter boxes and switches. For installation in metal and wood.

Available with different bolt variants. Various bolt backsets and offsets are also available.

- Material: matt, nickel-plated brass
- With hardened tumblers HRC60
- With threaded fastener: M23 x 1
- Key rotation stroke: 360°
- Standard tail piece E270/A3 (40 mm), flat

Options _____

System
Material Zylinder
Nennlänge
Schlüsselabzug
Farbe Zylinder
ABS
Oxyd
Spez. Funktion

Scope of delivery _____

1 locking cylinder
1 fastening nut,
1 × 1 mm, M23

Note _____

Only available for System
3000

Tail piece variants for
Universal cam locks, please
refer to page 125

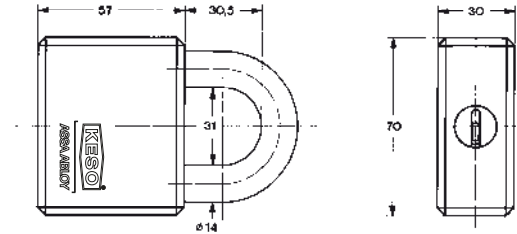
33.031/025/20/A3/02/0/0/CR

1 2 3 4 5 6 7 8 9

1: System	3 3000	7: ABS	0 Without drill-open protection J With drill-open protection
2: Cylinder material	0 Brass		
3: Nominal length	024 24 mm 030 30 mm	8: Oxide	N Without oxidation protection J With oxidation protection
4: Key withdrawal	10 Key removable in open and closed position 20 Key withdrawal only in closed position	9: Spec. Function	CR ChangeCode right-hand
6: Cylinder colour	02 nickel-plated 03 chrome-plated, matt 04 gold deco 05 bronzed / light 07 black 08 glossy, chrome-plated		

Padlock

ChangeCode CH profile



Brass

3000

32.036

ChangeCode padlock fridge with housing and shackle made of hardened steel for a high level of protection and ease of use.

- Material housing: hardened steel
- With hardened tumblers HRC60
- Automatic closing
- Positioning: C/0 = ChangeCode single side
- Oxidation protection
- Shackle diameter: 14 mm

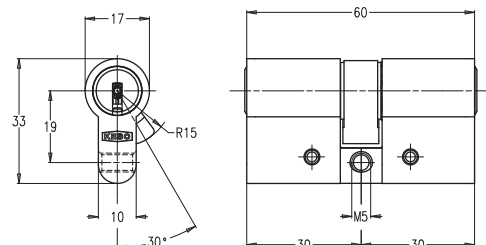
Options _____	Scope of delivery _____
System	1 ChangeCode padlock
Cylinder material	Note _____
Shackle type	Only available for
ABS	System 3000
Oxide	

32.036/030/J/J

1 2 3 4 5

1: System	3 3000
2: Cylinder material	0 Brass
3: Shackle type	030 Height 30 mm, hardened steel
4: ABS	J With drill-open protection
5: Oxide	J With oxidation protection

Double cylinder EuroChangeCode



Chrome nickel steel

2000S Ω

21.22N

ChangeCode double cylinder Euro profile with up to three different mechanical locking options that can be encoded at any time using purely mechanical methods.

- Material: chrome nickel steel
- With hardened tumblers HRC60
- Standard length: 30/30 mm
- Not locking system capable

Options _____ Scope of delivery _____

- System
- Cylinder material
- Length A
- Length B
- Cam type
- Sleeve A colour
- Sleeve B colour
- Rotor colour
- ABS
- Oxide
- Spec. Function

- 1 double cylinder EuroChangeCode
- 1 fastening screw, M5 × 75 mm

Note _____

Only available for System 2000S Ω.

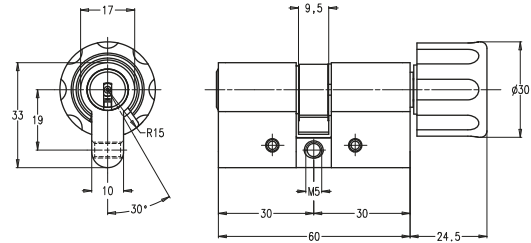
21.22N/30.0/30.0/SR/01/01/0/0/0/CR

1 2 3 4 5 6 7 8 9 10 11

1: System	2 2000S Ω, 2000S Ω	5: Cam type	SR Standard position R SL Standard position L MT Multilock MS MS SP Spider gear wheel BR Biffar, right-hand BL Biffar, left-hand FN Third-party cam enclosed	7: Sleeve B colour	01 CRNI 02 nickel-plated 03 chrome-plated, matt 04 gold deco 05 bronzed/light 07 black 08 glossy, chrome-plated
2: Cylinder material	2 Chrome nickel steel			8: Rotor colour	0 Standard rotor colour 1 With coloured rotor
3: Length A	30 30 mm 35 35 mm 40 40 mm XX 5 mm increments			9: ABS	0 Without drill-open protection A Side A
4: Length B	30 30 mm 35 35 mm 40 40 mm XX 5 mm increments	6: Sleeve A colour	01 CRNI 02 nickel-plated 03 chrome-plated, matt 04 gold deco 05 bronzed/light 07 black 08 glossy, chrome-plated	10: Oxide	N Without oxidation protection J With oxidation protection
				11: Spec. Function	CR ChangeCode right-hand

Cylinder with thumb turn

EuroChangeCode



Chrome nickel steel

2000S Ω

21.22P

ChangeCode Euro profile thumb turn cylinder with up to three different mechanical locking options that can be encoded at any time using purely mechanical methods.

- Material: chrome nickel steel
- With hardened tumblers HRC60
- Thumb turn: nickel-plated brass
- Standard length: 30/30 mm
- Not locking system capable

Options

System
Cylinder material
Length A
Length B
Cam type
Sleeve A colour
Sleeve B colour
Rotor colour
Thumbturn B
ABS
Oxide
Spec. Function

Scope of delivery

1 Thumb turn cylinder
EuroChangeCode
1 fastening screw,
M5 × 75 mm

Note

Only available for
System 2000S Ω.

Thumbturn B



E.050
Standard



E.051



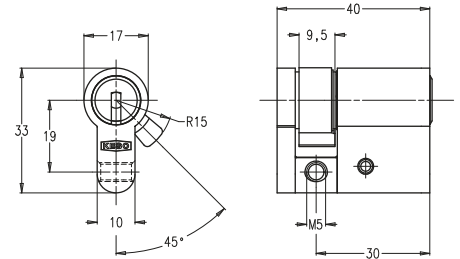
E.052

21.22P/30.0/30.0/SR/01/01/0/E050/0/0/CR

1 2 3 4 5 6 7 8 9 10 11 12

1: System	2 2000S Ω, 2000S Ω	6: Sleeve A colour	01 CRNI 02 nickel-plated 03 chrome-plated, matt 04 gold deco 05 bronzed/light 07 black 08 glossy, chrome-plated	9: Thumbturn B	E050 30 mm standard E051 35 mm with key holding device E052 2-leaf
2: Cylinder material	2 Chrome nickel steel			10: ABS	0 Without drill-open protection A Side A
3: Length A	30 30 mm 35 35 mm 40 40 mm XX 5 mm increments			11: Oxide	N Without oxidation protection J With oxidation protection
4: Length B	30 30 mm 35 35 mm 40 40 mm XX 5 mm increments	7: Sleeve B colour	01 CRNI 02 nickel-plated 03 chrome-plated, matt 04 gold deco 05 bronzed/light 07 black 08 glossy, chrome-plated	12: Spec. Function	CR ChangeCode right-hand
5: Cam type	MT Multilock MS MS SP Spider gear wheel BL Biffar, left-hand FN Third-party cam enclosed	8: Rotor colour	0 Standard rotor colour 1 With coloured rotor		

Single cylinder EuroChangeCode



Chrome nickel steel

2000S Ω

21.22M

ChangeCode single cylinder Euro profile with up to three different mechanical locking options that can be encoded at any time using purely mechanical methods.

- Material: chrome nickel steel
- With hardened tumblers HRC60
- Standard length: 30 mm
- Not locking system capable

Options	Scope of delivery
System	1 single cylinder
Cylinder material	EuroChangeCode
Length A	1 fastening screw,
Cam type	M5 × 75 mm
Sleeve A colour	
Rotor colour	Note
ABS	
Oxide	Only available for
Spec. Function	System 2000S Ω

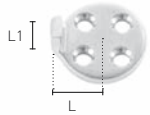
21.22M/30.0/ES/01/0/0/0/CR

1 2 3 4 5 6 7 8 9

1: System	2 2000S Ω, 2000S	5: Sleeve A colour	01 CRNI 02 nickel-plated 03 chrome-plated, matt 04 gold deco 05 bronzed / light 07 black 08 glossy, chrome-plated
2: Cylinder material	2 Chrome nickel steel	6: Rotor colour	0 Standard rotor colour 1 With coloured rotor
3: Length A	30 30 mm 35 35 mm 40 40 mm XX 5 mm increments	7: ABS	0 Without drill-open protection A Side A
4: Cam type	ES Adjustable cam, 8 × 45° MT Multilock MS MS SP Spider gear wheel FN Third-party cam enclosed	8: Oxide	N Without oxidation protection J With oxidation protection
		9: Spec. Function	CR ChangeCode right-hand

Accessories

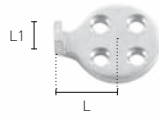
Accessories for surface-mounted cylinders ..	200
Accessories for locking cylinders	201
Bolts for metal handle locks	202
Reducing bushings for cylinder olives	203
Accessories for external cylinders	204
Furniture escutcheons and mounting plates	205
Escutcheons and safety escutcheons for locking cylinders	206
Miscellaneous accessories	207



Actuator

Product number
E.250/01/01

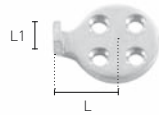
Actuator for universal surface-mounted cylinder _3.008 and rod lock _3.081 = E. 250/05
Material: brass
Length: L8,2/L1 6,0 mm



Actuator

Product number
E.250/02/01

Actuator for universal surface-mounted cylinder _3.008 and rod lock _3.081 = E. 250/05
Material: brass
Length: 10.0/L1 4.0 mm



Actuator

Product number
E.250/03/01

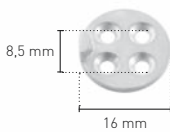
Actuator for universal surface-mounted cylinder _3.008 and rod lock _3.081 = E. 250/05
Material: brass
Length: 10.3/L1 5.5 mm



Actuator

Product number
E.250/05/01

Actuator for rod lock _3.081
Material: brass
Length: 10.3/L1 5.5 mm



Actuator

Product number
E.252

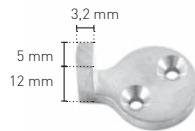
Actuator for surface-mounted cylinder _3.008 and latch bolt lock _3.075
Material: Sinter steel



Actuator

Product number
E.255/53


Actuator for surface-mounted cylinder _3.008.
Material: chrome-plated brass
Dimensions: 1.5 x 5.3 x 3.6 mm.



Actuator

Product number
E.256/01

Actuator for surface-mounted cylinder _3.008.
Material: brass



Actuator

Product number
E.257/17/01

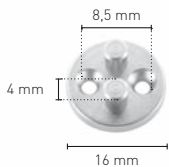
Actuator for surface-mounted cylinder _3.008.
Material: brass
Length: 17.5 mm



Actuator

Product number
E.258/01


Actuator for surface-mounted cylinder _3.008.
Material: brass



Actuator

Product number
E.259/45
E.259/58

Actuator for rod lock _3.075. Material: steel. Pin length: E.259/45 = 4.5 or E.259/58 = 5.8 mm.



Actuator

Product number
E.272

Actuator for surface-mounted cylinder _3.008.
Material: nickel-plated brass



Screw-on plate

Product number
G.122

Screw on plate for _3.012, _3.074, _6.039 and _6.059.
Material: Sheet steel promatised. Diameter 35 x 1.5 mm



Offset lever

Product number
E.270/..

Deadbolt for locking cylinder _3.031 available in many different variations. Material: CrNi steel.
Tail piece variants for Universal cam locks, please refer to page 125



Flat lever

Product number
E.270/A.

Deadbolt for locking cylinder _3.031 available in many different variations. Material: CrNi steel.
Tail piece variants for Universal cam locks, please refer to page 125



Hook lever

Product number
E.270/L.

Deadbolt with hook in different variants for locking cylinder _3.031. Material: CrNi steel.
Tail piece variants for Universal cam locks, please refer to page 125



Fixing nut

Product number
E.301

Hexagon nut for _3.031, _6.003 and _6.047
Material: nickel-plated brass.
SW = 27, M23 x 1 mm, d = 4 mm.



Escutcheon

Product number
G.007/35

Escutcheon with sliding cover for locking cylinder _3.031.
Material: nickel-plated brass.
Inner diameter: 23 mm; outer diameter: 35 mm (not suitable for System 4000S).



Spacer ring

Product number
G.053/02
G.053/03
G.053/05
G.053/07
G.053/08
G.053/10
G.053/12
G.053/14

Spacer ring for _3.031 Diameter 27 x L mm lengths of 2 – 14 mm available.



Escutcheon

Product number
G.027/06
G.027/12

Escutcheon for locking cylinder _3.031. Diameter 40 mm x H.
Material: nickel-plated brass
Escutcheon height either 6 or 12 mm



Retainer

Product number
G.127

Locking washer for _3.031



Retainer plate

Product number
G.128


Locking plate for _3.031.
Material: Sheet steel



Retainer

Product number
G.129
G.129/01


Locking washer for _3.031



Punching tool

Product number
M.270/13/01

Bolts for metal handle locks



Lever

Product number
E.274/AA

Deadbolt for rotary handle locks for metal structures.
Material: galvanised steel

Lever

Product number
E.274/AB

Deadbolt for rotary handle locks for metal structures.
Material: galvanised steel

Lever

Product number
E.274/AD

Deadbolt for rotary handle locks for metal structures.
Material: galvanised steel

Lever

Product number
E.274/AJ

Deadbolt for rotary handle locks for metal structures.
Material: galvanised steel

Reducing bushings for cylinder olives



Reducing housing

Product number

G.032/02

Reducing bushing for TERZA, GEKO, FERMA; STELOC and Trio-2 locks.

Material: Nickel-plated Sidra
Diameter 31 mm



Reducing housing

Product number

G.044

Reducing bushing for TERZA, GEKO, FERMA; STELOC and Trio-2 locks and various cylinder olives

Material: Sidra/plastic, raw



Reducing housing

Product number

G.044/02

Reducing bushing for TERZA, GEKO, FERMA; STELOC and Trio-2 locks and various cylinder olives

Material: Nickel-plated Sidra/plastic



Escutcheon

Product number

G.017

Escutcheon with outer diameter 35 mm and inner diameter of 22 mm for furniture cylinders.
Material: CrNi steel



Escutcheon

Product number

G.005/04/02

G.005/11/02

Escutcheon for rim cylinder _2.007, _2.407, _2.010 and _2.410.
Thickness: 4 mm or 11 mm



Escutcheon

Product number

G.015/05

G.015/10

G.015/15

G.015/20

Escutcheon with outer diameter of 50 mm for rim cylinders _2.407 and _2.410.
Material: CrNi steel
Available in different heights:
G.015/05 = 5 mm
G.015/10 = 10 mm
G.015/15 = 15 mm
G.015/20 = 20 mm



Escutcheon

Product number

G.016

Escutcheon with outer diameter 56 mm and inner diameter 32 mm for rim cylinder _2.407, _2.410.
Material: CrNi steel



Escutcheon

Product number

G.007/40

Escutcheon with sliding cover for rim cylinder.
Material: nickel-plated brass
Inner diameter: 23 mm;
outer diameter: 35 mm
(not for System 4000).



Reducing bearing






Product number

G.050/35

G.050/40

G.050/50

Spacer sleeve for _2.008, _2.012, _2.408 and _2.412.
Dimensions: 32 × 30 × L mm.
Material: Aluminium
Lengths of 30 – 80 mm available

				
<p>Push-on escutcheon</p>	<p>Escutcheon</p>	<p>Push-on plate</p>	<p>Escutcheon</p>	<p>Safety escutcheon</p>
<p>Product number</p>	<p>Product number</p>	<p>Product number</p>	<p>Product number</p>	<p>Product number</p>
<p>F.260</p>	<p>G.006/02</p>	<p>G.126</p>	<p>G.018</p>	<p>G.035</p>
	<p>Push-on escutcheon for cylinders 22 mm in diameter. Material: nickel-plated brass</p>	<p>Push-on plate for _3.081. Material: Sheet steel</p>	<p>Push-on escutcheon for pressure cylinders. Material: CrNi steel</p>	<p>Cylinder platen 3813 for surface-mounted cylinder _3.145. Material: CrNi steel</p>

Escutcheons and safety escutcheons for locking cylinders



Safety escutcheon

Product number
G.025/02
G.025/04
G.025/06
G.025/08
G.025/10
G.025/12
G.025/14
G.025/16
G.025/18
G.025/20

Security escutcheon for Euro profile cylinder.
Material: CrNi steel
Diameter of 50 mm
Available in various heights 2–20 mm.



Safety escutcheon

Product number
G.026/02
G.026/04
G.026/06
G.026/08
G.026/10
G.026/12
G.026/14
G.026/16
G.026/18
G.026/20

Security escutcheon for Euro profile cylinder. Material: CrNi steel. 49.5 × 32 × H mm. Available in various heights 2–20 mm.



Escutcheon

Product number
G.009

Escutcheon for Euro profile cylinder.
Material: CrNi steel
Diameter: 48 × 30 × 2 mm.



Escutcheon

Product number
G.011/01

Escutcheon in oval design, dummy with 1 mounting hole.
Material: CrNi steel
Diameter: 48 × 30 × 2 mm



Escutcheon

Product number
G.011/05

Escutcheon in oval design for cylinder 22 mm diameter with 2 mounting holes. Without embossing.
Material: CrNi steel
Diameter: 48 × 30 × 2 mm



Escutcheon

Product number
G.020/01

Round escutcheon with outer diameter of 50 mm × 2 mm and inner diameter of 22 mm with 1 mounting hole.
Material: CrNi steel



Escutcheon

Product number
G.020/02

Round escutcheon with outer diameter of 50 mm × 2 mm and inner diameter of 22 mm with 2 mounting holes.
Material: CrNi steel



Escutcheon

Product number
G.020/03

Dummy round escutcheon with outer diameter of 50 mm × 2 mm and inner diameter of 22 mm with 1 mounting hole.
Material: CrNi steel



Escutcheon

Product number
G.020/04

Dummy round escutcheon with outer diameter of 50 mm × 2 mm and inner diameter of 22 mm with 2 mounting holes.
Material: CrNi steel



Escutcheon

Product number
G.008

Escutcheon for Euro profile cylinder.
Material: CrNi steel.
Diameter: 50 × 2 mm



Keyring

Product number
G.400

Security keyring made of chrome-nickel steel, can only be closed with ring making device G.951.



Key coupling

Product number
G.401

Keyring connector Easy Join.
Material: Nickel



Ringing unit

Product number
G.951

Ringing unit for the security keyring G.400



Fitting device

Product number
G.968

Fitting device for fitting changeable colour caps onto keys_0.970



Face plate screw

Product number
G.100/38
G.100/48
G.100/65
G.100/75
G.100/85
G.100/105
G.100/125

Face plate screw, M5 × L
Material: zinc-plated
Lengths of 38 – 125 mm available.



Multi-purpose spray

Product number
G.992/56/10

Multi-purpose spray for maintenance of locking cylinders, door locks, car door locks etc. Non-greasy lubrication, stops and removes corrosion
Contents: 56 ml
Can: 115 x 35 mm
Units: 10 pcs