

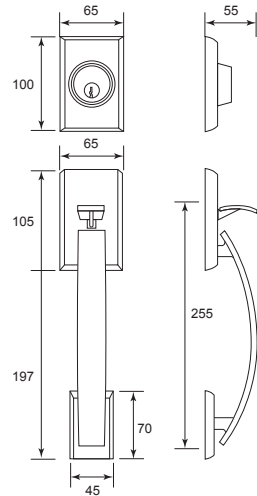


Handleset / Gripset - San Fransico



SPECIFICATIONS:

- Application : Residential single and multi-family doors.
- Certifications : Exceeds 100,000 cycle test.
- Exposed Trim : Handlesets are zinc based to match finishes indicated.
- Keying : Schlage C Keyway. Locks are keyed 5-pin.
- Door Range : 1 $\frac{3}{8}$ " to 1 $\frac{3}{4}$ " (35mm - 45mm) standard.
- Backset : Universal latch standard, fits either 2 $\frac{3}{8}$ " (60mm) or 2 $\frac{3}{4}$ " (70mm) backsets.
- Warranty : 5 year mechanical warranty.

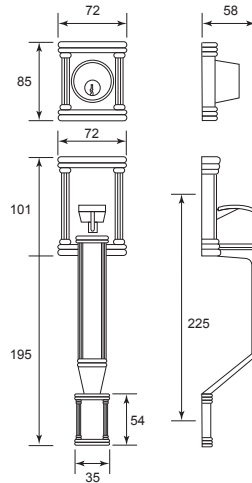


Handleset / Gripset - Washington



SPECIFICATIONS:

- Application : Residential single and multi-family doors.
- Certifications : Exceeds 100,000 cycle test.
- Exposed Trim : Handlesets are zinc based to match finishes indicated.
- Keying : Schlage C Keyway. Locks are keyed 5-pin.
- Door Range : 1 $\frac{3}{8}$ " to 1 $\frac{3}{4}$ " (35mm - 45mm) standard.
- Backset : Universal latch standard, fits either 2 $\frac{3}{8}$ " (60mm) or 2 $\frac{3}{4}$ " (70mm) backsets.
- Warranty : 5 year mechanical warranty.

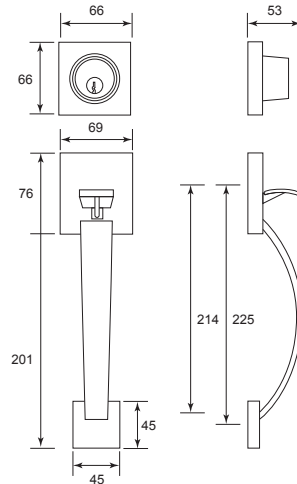


Handleset / Gripset - Boston



SPECIFICATIONS:

- Application : Residential single and multi-family doors.
- Certifications : Exceeds 100,000 cycle test.
- Exposed Trim : Handlesets are zinc based to match finishes indicated.
- Keying : Schlage C Keyway. Locks are keyed 5-pin.
- Door Range : 1 $\frac{3}{8}$ " to 1 $\frac{3}{4}$ " (35mm - 45mm) standard.
- Backset : Universal latch standard, fits either 2 $\frac{3}{8}$ " (60mm) or 2 $\frac{3}{4}$ " (70mm) backsets.
- Warranty : 5 year mechanical warranty.

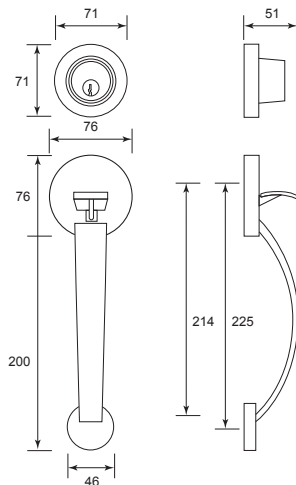


Handleset / Gripset - Miami



SPECIFICATIONS:

- Application : Residential single and multi-family doors.
- Certifications : Exceeds 100,000 cycle test.
- Exposed Trim : Handlesets are zinc based to match finishes indicated.
- Keying : Schlage C Keyway. Locks are keyed 5-pin.
- Door Range : $1\frac{1}{8}$ " to $1\frac{3}{4}$ " (35mm - 45mm) standard.
- Backset : Universal latch standard, fits either $2\frac{3}{8}$ " (60mm) or $2\frac{3}{4}$ " (70mm) backsets.
- Warranty : 5 year mechanical warranty.

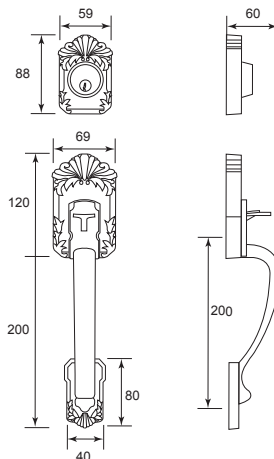


Handleset / Gripset - Barcelona



SPECIFICATIONS:

- Application : Residential single and multi-family doors.
- Certifications : Exceeds 100,000 cycle test.
- Exposed Trim : Handlesets are zinc based to match finishes indicated.
- Keying : Schlage C Keyway. Locks are keyed 5-pin.
- Door Range : 1 $\frac{5}{8}$ " to 1 $\frac{3}{4}$ " (35mm - 45mm) standard.
- Backset : Universal latch standard, fits either 2 $\frac{3}{8}$ " (60mm) or 2 $\frac{3}{4}$ " (70mm) backsets.
- Warranty : 5 year mechanical warranty.



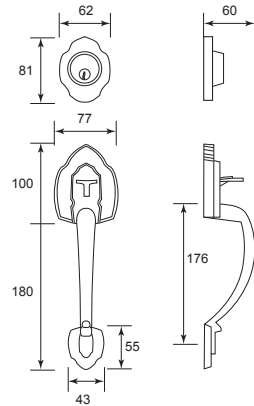
1. Protection shield prevents the latch bolt from retracting.
2. Solid brass key cylinder to prevent key cylinder knock out

Handleset / Gripset - Birmingham



SPECIFICATIONS:

- Application : Residential single and multi-family doors.
- Certifications : Exceeds 100,000 cycle test.
- Exposed Trim : Handlesets are zinc based to match finishes indicated.
- Keying : Schlage C Keyway. Locks are keyed 5-pin.
- Door Range : 1 $\frac{1}{8}$ " to 1 $\frac{1}{4}$ " (35mm - 45mm) standard.
- Backset : Universal latch standard, fits either 2 $\frac{3}{8}$ " (60mm) or 2 $\frac{1}{4}$ " (70mm) backsets.
- Warranty : 5 year mechanical warranty.




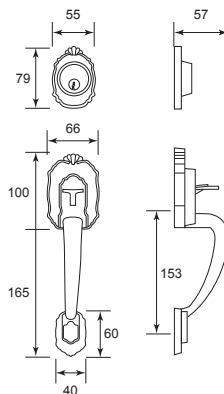
1. Protection shield prevents the latch bolt from retracting.
2. Solid brass key cylinder to prevent key cylinder knock out

Handleset / Gripset - Madrid



SPECIFICATIONS:

- Application : Residential single and multi-family doors.
- Certifications : Exceeds 100,000 cycle test.
- Exposed Trim : Handlesets are zinc based to match finishes indicated.
- Keying : Schlage C Keyway. Locks are keyed 5-pin.
- Door Range : 1 $\frac{1}{8}$ " to 1 $\frac{1}{4}$ " (35mm - 45mm) standard.
- Backset : Universal latch standard, fits either 2 $\frac{3}{8}$ " (60mm) or 2 $\frac{3}{4}$ " (70mm) backsets.
- Warranty : 5 year mechanical warranty.

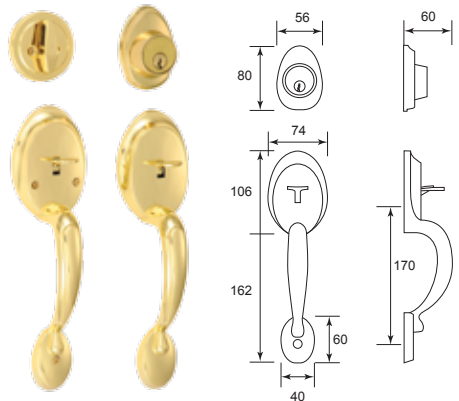


1. Protection shield prevents the latch bolt from retracting.
2. Solid brass key cylinder to prevent key cylinder knock out

Handleset / Gripset - Napoli

SPECIFICATIONS:

- Application : Residential single and multi-family doors.
- Certifications : Exceeds 100,000 cycle test.
- Exposed Trim : Handlesets are zinc based to match finishes indicated.
- Keying : Schlage C Keyway. Locks are keyed 5-pin.
- Door Range : 1 $\frac{1}{8}$ " to 1 $\frac{1}{4}$ " (35mm - 45mm) standard.
- Backset : Universal latch standard, fits either 2 $\frac{3}{8}$ " (60mm) or 2 $\frac{3}{4}$ " (70mm) backsets.
- Warranty : 5 year mechanical warranty.




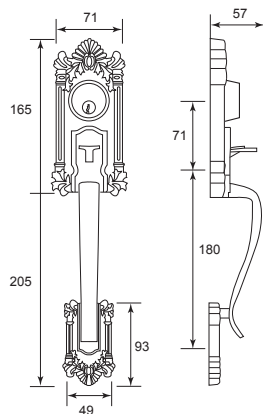
1. Protection shield prevents the latch bolt from retracting.
2. Solid brass key cylinder to prevent key cylinder knock out

Handleset / Gripset - Newcastle



SPECIFICATIONS:

- Application : Residential single and multi-family doors.
- Certifications : Exceeds 100,000 cycle test.
- Exposed Trim : Handlesets are zinc based to match finishes indicated.
- Keying : Schlage C Keyway. Locks are keyed 5-pin.
- Door Range : 1 $\frac{1}{8}$ " to 1 $\frac{1}{4}$ " (35mm - 45mm) standard.
- Backset : Universal latch standard, fits either 2 $\frac{3}{8}$ " (60mm) or 2 $\frac{1}{4}$ " (70mm) backsets.
- Warranty : 5 year mechanical warranty.

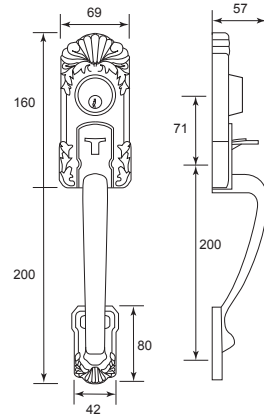


Handleset / Gripset - Valencia



SPECIFICATIONS:

- Application : Residential single and multi-family doors.
- Certifications : Exceeds 100,000 cycle test.
- Exposed Trim : Handlesets are zinc based to match finishes indicated.
- Keying : Schlage C Keyway. Locks are keyed 5-pin.
- Door Range : 1 $\frac{5}{8}$ " to 1 $\frac{3}{4}$ " (35mm - 45mm) standard.
- Backset : Universal latch standard, fits either 2 $\frac{3}{4}$ " (60mm) or 2 $\frac{1}{4}$ " (70mm) backsets.
- Warranty : 5 year mechanical warranty.

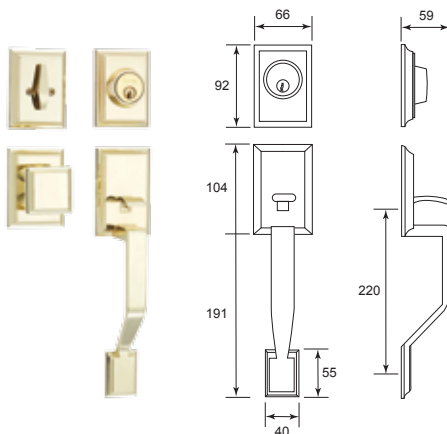


Handleset / Gripset - Leicester



SPECIFICATIONS:

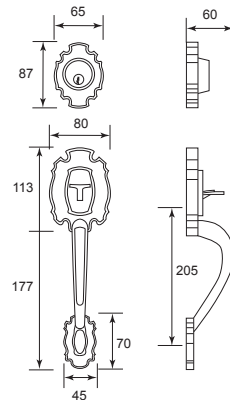
- Application : Residential single and multi-family doors.
- Certifications : Exceeds 100,000 cycle test.
- Exposed Trim : Handlesets are zinc based to match finishes indicated.
- Keying : Schlage C Keyway. Locks are keyed 5-pin.
- Door Range : 1 $\frac{3}{8}$ " to 1 $\frac{3}{4}$ " (35mm - 45mm) standard.
- Backset : Universal latch standard, fits either 2 $\frac{3}{8}$ " (60mm) or 2 $\frac{3}{4}$ " (70mm) backsets.
- Warranty : 5 year mechanical warranty.



Handleset / Gripset - Liverpool

SPECIFICATIONS:

- Application : Residential single and multi-family doors.
- Certifications : Exceeds 100,000 cycle test.
- Exposed Trim : Handlesets are zinc based to match finishes indicated.
- Keying : Schlage C Keyway. Locks are keyed 5-pin.
- Door Range : 1 $\frac{3}{8}$ " to 1 $\frac{3}{4}$ " (35mm - 45mm) standard.
- Backset : Universal latch standard, fits either 2 $\frac{3}{8}$ " (60mm) or 2 $\frac{3}{4}$ " (70mm) backsets.
- Warranty : 5 year mechanical warranty.




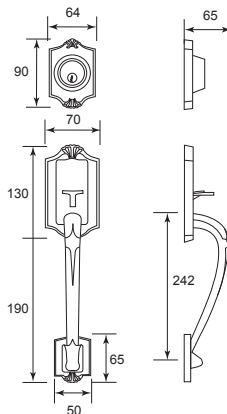
1. Protection shield prevents the latch bolt from retracting.
2. Solid brass key cylinder to prevent key cylinder knock out

Handleset / Gripset - Manchester



SPECIFICATIONS:

- Application : Residential single and multi-family doors.
- Certifications : Exceeds 100,000 cycle test.
- Exposed Trim : Handlesets are zinc based to match finishes indicated.
- Keying : Schlage C Keyway. Locks are keyed 5-pin.
- Door Range : 1 $\frac{3}{8}$ " to 1 $\frac{3}{4}$ " (35mm - 45mm) standard.
- Backset : Universal latch standard, fits either 2 $\frac{3}{8}$ " (60mm) or 2 $\frac{3}{4}$ " (70mm) backsets.
- Warranty : 5 year mechanical warranty.



1. Protection shield prevents the latch bolt from retracting.
2. Solid brass key cylinder to prevent key cylinder knock out


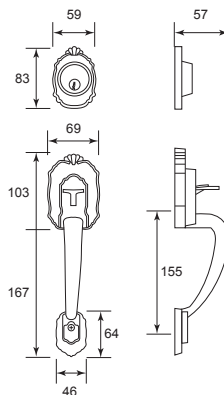


Handleset / Gripset - Madrid



SPECIFICATIONS:

- Application : Residential single and multi-family doors.
- Certifications : Exceeds 100,000 cycle test.
- Exposed Trim : Handlesets are zinc based to match finishes indicated.
- Keying : Schlage C Keyway. Locks are keyed 5-pin.
- Door Range : $1\frac{1}{8}$ " to $1\frac{1}{4}$ " (35mm - 45mm) standard.
- Backset : Universal latch standard, fits either $2\frac{3}{8}$ " (60mm) or $2\frac{1}{4}$ " (70mm) backsets.
- Warranty : 5 year mechanical warranty.

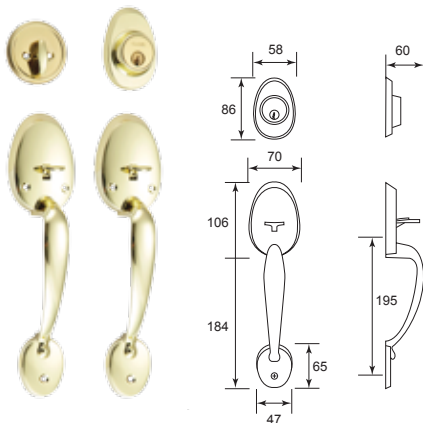


Handleset / Gripset - Napoli



SPECIFICATIONS:

- Application : Residential single and multi-family doors.
- Certifications : Exceeds 100,000 cycle test.
- Exposed Trim : Handlesets are zinc based to match finishes indicated.
- Keying : Schlage C Keyway. Locks are keyed 5-pin.
- Door Range : 1 $\frac{3}{8}$ " to 1 $\frac{3}{4}$ " (35mm - 45mm) standard.
- Backset : Universal latch standard, fits either 2 $\frac{3}{8}$ " (60mm) or 2 $\frac{3}{4}$ " (70mm) backsets.
- Warranty : 5 year mechanical warranty.

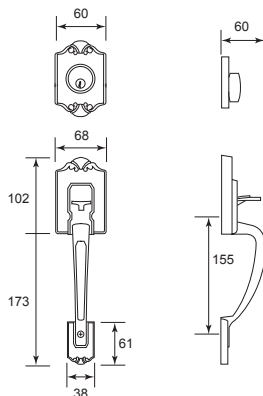


Handleset / Gripset - Everton



SPECIFICATIONS:

- Application : Residential single and multi-family doors.
- Certifications : Exceeds 100,000 cycle test.
- Exposed Trim : Handlesets are zinc based to match finishes indicated.
- Keying : Schlage C Keyway. Locks are keyed 5-pin.
- Door Range : 1 $\frac{1}{8}$ " to 1 $\frac{1}{4}$ " (35mm - 45mm) standard.
- Backset : Universal latch standard, fits either 2 $\frac{3}{8}$ " (60mm) or 2 $\frac{1}{4}$ " (70mm) backsets.
- Warranty : 5 year mechanical warranty.


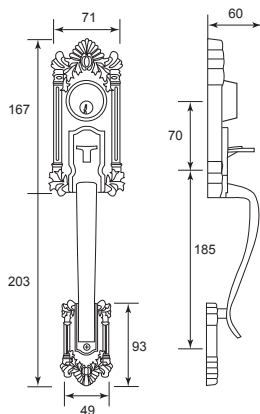


Handleset / Gripset - Newcastle



SPECIFICATIONS:

- Application : Residential single and multi-family doors.
- Certifications : Exceeds 100,000 cycle test.
- Exposed Trim : Handlesets are zinc based to match finishes indicated.
- Keying : Schlage C Keyway. Locks are keyed 5-pin.
- Door Range : 1 $\frac{3}{8}$ " to 1 $\frac{3}{4}$ " (35mm - 45mm) standard.
- Backset : Universal latch standard, fits either 2 $\frac{3}{4}$ " (60mm) or 2 $\frac{1}{4}$ " (70mm) backsets.
- Warranty : 5 year mechanical warranty.

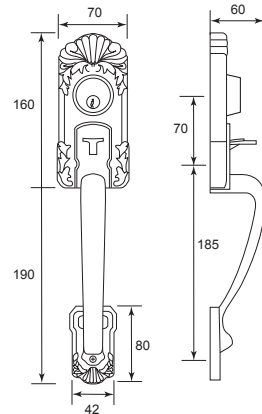


Handleset / Gripset - Valencia



SPECIFICATIONS:

- Application : Residential single and multi-family doors.
- Certifications : Exceeds 100,000 cycle test.
- Exposed Trim : Handlesets are zinc based to match finishes indicated.
- Keying : Schlage C Keyway. Locks are keyed 5-pin.
- Door Range : 1 $\frac{3}{8}$ " to 1 $\frac{3}{4}$ " (35mm - 45mm) standard.
- Backset : Universal latch standard, fits either 2 $\frac{3}{8}$ " (60mm) or 2 $\frac{3}{4}$ " (70mm) backsets.
- Warranty : 5 year mechanical warranty.



Tubular Knobset



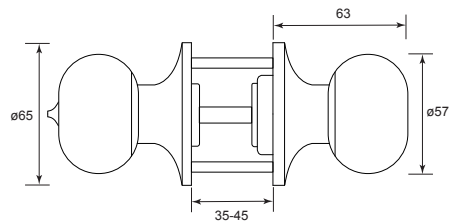
A/B ENTRANCE

SPECIFICATIONS:

- Application : Residential single and multi-family doors.
- Certifications : Exceeds 100,000 cycle test.
- Exposed Trim : Wrought brass or Stainless Steel.
- Keying : Schlage C Keyway. Locks are keyed 5-pin.
- Door Range : 1 $\frac{3}{8}$ " to 1 $\frac{3}{4}$ " (35mm - 45mm) standard.
- Backset : Universal latch standard, fits either 2 $\frac{3}{8}$ " (60mm) or 2 $\frac{3}{4}$ " (70mm) backsets.
- Warranty : 5 year mechanical warranty.



S/S ENTRANCE



A/C ENTRANCE

TL 1 00 630 S/S

FINISH

FUNCTION

DESIGN

SERIES

FUNCTION & FINISH

ENTRANCE	00
PRIVACY	10
PASSAGE	30

630 S/S

605 P/B

609 A/B

616 A/C

Cylindrical Knobset



A/B ENTRANCE

SPECIFICATIONS:

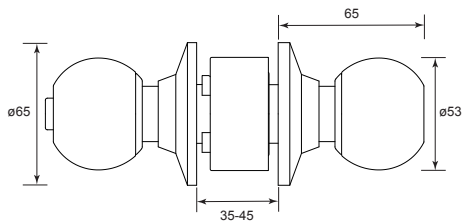
- Application : Residential single and multi-family doors.
- Certifications : Exceeds 100,000 cycle test.
- Exposed Trim : Wrought brass or Stainless Steel.
- Keying : Schlage C Keyway. Locks are keyed 5-pin.
- Door Range : 1 $\frac{1}{8}$ " to 1 $\frac{3}{4}$ " (35mm - 45mm) standard.
- Backset : 2 $\frac{3}{8}$ " (60mm).
- Warranty : 5 year mechanical warranty.



S/S ENTRANCE



A/C PRIVACY



P/B PASSAGE

CY 3 00 630 S/S

FINISH

FUNCTION

DESIGN

SERIES

FUNCTION & FINISH

ENTRANCE	00
PRIVACY	10
PASSAGE	30

630 S/S
605 P/B
609 A/B
616 A/C

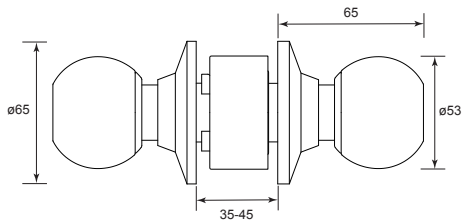
Cylindrical Knobset

DOUBLE CYLINDER LOCK



SPECIFICATIONS:

- Application : Residential single and multi-family doors.
- Certifications : Exceeds 100,000 cycle test.
- Exposed Trim : Wrought brass or Stainless Steel.
- Keying : Schlage C Keyway. Locks are keyed 5-pin.
- Door Range : 1 $\frac{3}{8}$ " to 1 $\frac{3}{4}$ " (35mm - 45mm) standard.
- Backset : 2 $\frac{3}{8}$ " (60mm).
- Warranty : 5 year mechanical warranty.



STOREROOM LOCK



CLASSROOM LOCK



Tubular Knobset



A/B ENTRANCE

SPECIFICATIONS:

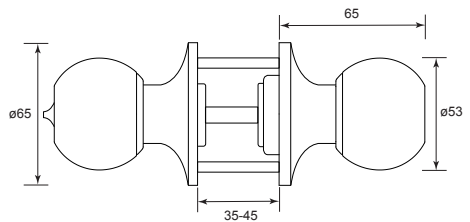
- Application : Residential single and multi-family doors.
- Certifications : Exceeds 100,000 cycle test.
- Exposed Trim : Wrought brass or Stainless Steel.
- Keying : Schlage C Keyway. Locks are keyed 5-pin.
- Door Range : 1 $\frac{5}{8}$ " to 1 $\frac{3}{4}$ " (35mm - 45mm) standard.
- Backset : Universal latch standard, fits either 2 $\frac{3}{8}$ " (60mm) or 2 $\frac{3}{4}$ " (70mm) backsets.
- Warranty : 5 year mechanical warranty.



S/S ENTRANCE



P/B PRIVACY



A/C PASSAGE

TL 3 00 630 S/S

FINISH

FUNCTION

DESIGN

SERIES

FUNCTION & FINISH

ENTRANCE	00
PRIVACY	10
PASSAGE	30

630 S/S

605 P/B

609 A/B

616 A/C


Tubular Leverset

SPECIFICATIONS:

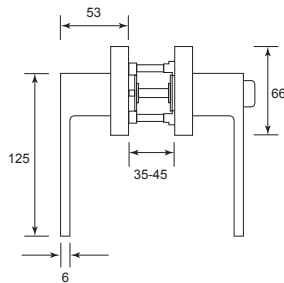
- Application : Residential single and multi-family doors.
- Certifications : Exceeds 100,000 cycle test.
- Exposed Trim : Levers are zinc based plated to match finishes indicated.
- Keying : Schlage C Keyway. Locks are keyed 5-pin.
- Door Range : 1 $\frac{3}{8}$ " to 1 $\frac{3}{4}$ " (35mm - 45mm) standard.
- Backset : Universal latch standard, fits either 2 $\frac{3}{8}$ " (60mm) or 2 $\frac{3}{4}$ " (70mm) backsets.
- Panic function.
- Warranty : 5 year mechanical warranty.



S/N ENTRANCE



A/B ENTRANCE



Tubular Leverset

SPECIFICATIONS:

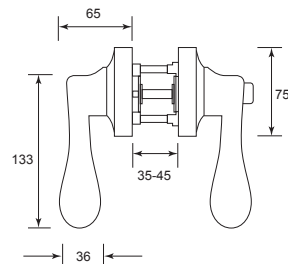
- Application : Residential single and multi-family doors.
- Certifications : Exceeds 100,000 cycle test.
- Exposed Trim : Levers are zinc based plated to match finishes indicated.
- Keying : Schlage C Keyway. Locks are keyed 5-pin.
- Door Range : 1 $\frac{3}{8}$ " to 1 $\frac{3}{4}$ " (35mm - 45mm) standard.
- Backset : Universal latch standard, fits either 2 $\frac{3}{8}$ " (60mm) or 2 $\frac{3}{4}$ " (70mm) backsets.
- Panic function.
- Warranty : 5 year mechanical warranty.



S/N ENTRANCE



A/B ENTRANCE



Tubular Leverset

SPECIFICATIONS:

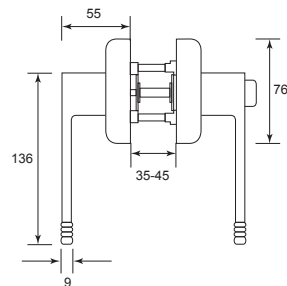
- Application : Residential single and multi-family doors.
- Certifications : Exceeds 100,000 cycle test.
- Exposed Trim : Levers are zinc based plated to match finishes indicated.
- Keying : Schlage C Keyway. Locks are keyed 5-pin.
- Door Range : 1 $\frac{3}{8}$ " to 1 $\frac{3}{4}$ " (35mm - 45mm) standard.
- Backset : Universal latch standard, fits either 2 $\frac{3}{8}$ " (60mm) or 2 $\frac{3}{4}$ " (70mm) backsets.
- Panic function.
- Warranty : 5 year mechanical warranty.



A/B ENTRANCE



M/B ENTRANCE



Tubular Leverset



P/B ENTRANCE



S/N ENTRANCE



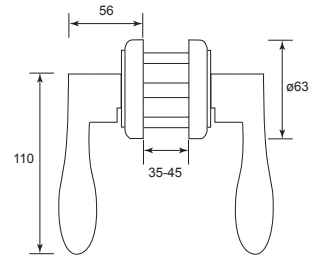
A/B ENTRANCE



A/C ENTRANCE

SPECIFICATIONS:

- Application : Residential single and multi-family doors.
- Certifications : Exceeds 100,000 cycle test.
- Exposed Trim : Levers are zinc based plated to match finishes indicated.
- Keying : Schlage C Keyway. Locks are keyed 5-pin.
- Door Range : 1 $\frac{1}{8}$ " to 1 $\frac{3}{4}$ " (35mm - 45mm) standard.
- Backset : Universal latch standard, fits either 2 $\frac{3}{8}$ " (60mm) or 2 $\frac{1}{2}$ " (70mm) backsets.
- Warranty : 5 year mechanical warranty.



TR 7 00 619 S/N

FINISH

MODEL

FUNCTION

SERIES

FUNCTION & FINISH

ENTRANCE	00
PRIVACY	10
PASSAGE	30

619 S/N

605 P/B

609 A/B

616 A/C

Tubular Leverset



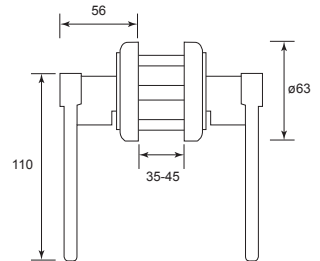
P/B ENTRANCE

SPECIFICATIONS:

- Application : Residential single and multi-family doors.
- Certifications : Exceeds 100,000 cycle test.
- Exposed Trim : Levers are zinc based plated to match finishes indicated.
- Keying : Schlage C Keyway. Locks are keyed 5-pin.
- Door Range : 1 $\frac{1}{8}$ " to 1 $\frac{3}{4}$ " (35mm - 45mm) standard.
- Backset : Universal latch standard, fits either 2 $\frac{3}{8}$ " (60mm) or 2 $\frac{1}{4}$ " (70mm) backsets.
- Warranty : 5 year mechanical warranty.



S/N ENTRANCE



A/B ENTRANCE



A/C ENTRANCE

TR 8 00 619 S/N

FINISH

MODEL

FUNCTION

SERIES

FUNCTION & FINISH

ENTRANCE	00
PRIVACY	10
PASSAGE	30

619 S/N
605 P/B
609 A/B
616 A/C

Keyless Deadbolt



P/B

SPECIFICATIONS:

- Application : Residential single and multi-family doors.
- Certifications : Exceeds 100,000 cycle test.
- Exposed Trim : Wrought brass or Stainless Steel..
- Door Range : 1 $\frac{1}{8}$ " to 1 $\frac{3}{4}$ " (35mm - 45mm) standard.
- Backset : Universal latch standard, fits either 2 $\frac{3}{4}$ " (60mm) or 2 $\frac{3}{4}$ " (70mm) backsets.
- Warranty : 5 year mechanical warranty.



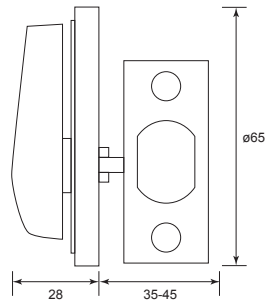
S/S




A/B



A/C



Single Deadbolt



P/B



S/S




A/B



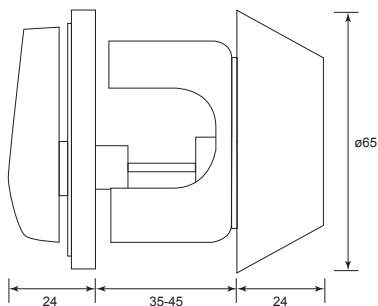
A/C

SPECIFICATIONS:

- Application : Residential single and multi-family doors.
- Certifications : Exceeds 100,000 cycle test.
- Exposed Trim : Wrought brass or Stainless Steel.
- Keying : Schlage C Keyway. Locks are keyed 5-pin.
- Door Range : 1 $\frac{3}{8}$ " to 1 $\frac{3}{4}$ " (35mm - 45mm) standard.
- Backset : Universal latch standard, fits either 2 $\frac{3}{4}$ " (60mm) or 2 $\frac{1}{4}$ " (70mm) backsets.
- Warranty : 5 year mechanical warranty.



1. Protection shield prevents the latch bolt from retracting.
2. Solid brass key cylinder to prevent key cylinder knock out




Double Deadbolt




P/B

SPECIFICATIONS:

- Application : Residential single and multi-family doors.
- Certifications : Exceeds 100,000 cycle test.
- Exposed Trim : Wrought brass or Stainless Steel.
- Keying : Schlage C Keyway. Locks are keyed 5-pin.
- Door Range : 1 1/8" to 1 3/4" (35mm - 45mm) standard.
- Backset : Universal latch standard, fits either 2 3/8" (60mm) or 2 3/4" (70mm) backsets.
- Warranty : 5 year mechanical warranty.



S/S



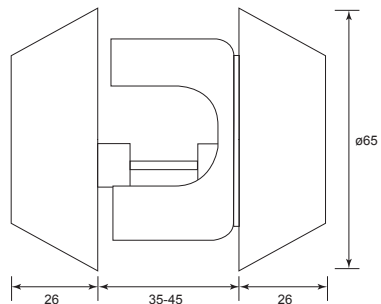
1. Protection shield prevents the latch bolt from retracting.
2. Solid brass key cylinder to prevent key cylinder knock out



A/B



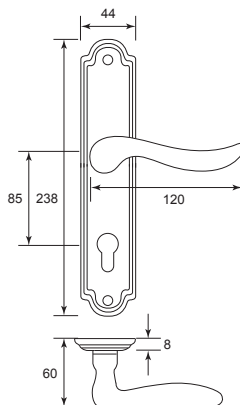
A/C



Lever Handle On Plate



S/N



A/B



Lever Handle On Plate



S/N



A/B

