

Chubbsafes

Trusted the world over.



CHUBB MINI BANKER

MINI BANKER

BURGLARY- & FIRE-RESISTANT PROTECTION

KEY FEATURES

FITTING

SHELF The safe comes complete with a standard adjustable steel shelf to suit individual requirements.

A single lockable fixed drawer also included.

OPTIONS

NIGHT DRAWER TRAP (NDT) For night deposit with "Anti-Fishing Plate"

Drawer Clear Opening: 239mm(W) x 153mm(H) x 125mm(D)  
Night Drawer Trap External Height: 254mm

ENVELOPE SLOT Envelope slot on the top of the safe for night deposit with "AntiFishing Plate".  
:Slot size 13mm(W) x 152mm(L)



Product Specifications

Size	(A) External Height (mm)	(B) External Width (mm)	(C) External Depth (mm)	(D) Clear depth over hinge	(F) Internal Height (mm)	(G) Internal Width (mm)	(H) Internal Depth (mm)	(I) Door Swing	(J) Depth with door at 90°	(K) Width when door fully open	Nett weight (kgs)	Gross weight (kgs)	capacity (Litres)	Approx. net weight with night drawer trap
2	488	435	445	499	358	305	305	340	797	726	160	184	33	240
3	590	435	445	499	460	305	305	340	797	726	190	217	43	270
4	590	550	560	614	460	420	420	454	1026	955	270	304	81	430
5	717	550	560	614	587	420	420	454	1026	955	320	355	103	470
6	894	550	560	614	764	420	420	454	1026	955	380	415	135	530
7	1047	640	650	704	917	510	510	544	1206	1135	520	570	238	745

(E) Furniture Projection 54mm / (L) Drawer height 130mm / Net weight of Safes with Night Drawer Trap is estimate with tolerances of ±15%



Chubbsafes

Trusted the world over.



CHUBB FOTRESS AFE

FORTRESS SAFE

BURGLARY- & FIRE-RESISTANT PROTECTION

KEY FEATURES

INTERNAL FITTINGLY

The safes comes with a standard adjustable shelf and internal drawers secure by a key lock.



OPTIONS

NIGHT DRAWER TRAP (NDT)

For night deposit with "Anti-Fishing Plate"

Drawer Clear Opening: 239mm(W) x 153mm (H) x 125mm(D)

Night Drawer Trap External Height: 254mm

**ENVELOPE SLOT** Envelope slot on the top of the safe for night deposit with "AntiFishing Plate".

Slot size 13mm(W) x 152mm(L)



PRODUCT SPECIFICATIONS

Size	(A) External Height (mm)	(B) External Width (mm)	(C) External Depth (mm)	(D) Clear depth over hinge	(F) Internal Height (mm)	(G) Internal Width (mm)	(H) Internal Depth (mm)	(I) Door Swing	(J) Depth with door at 90°	(K) Width when door fully open	Nett weight (kgs)	Gross weight (kgs)	capacity (Litres)	Nett weight with night drawer trap (kgs)
1	680	560	520	576	500	380	270	478	1025	1016	350	390	51	460
2	880	620	580	636	700	440	330	538	1145	1136	490	538	102	610
3	1080	680	640	696	900	500	390	597	1264	1254	660	728	176	810
4	1550	740	870	926	1370	560	620	658	1555	1376	1180	1265	476	-

\* (E) Furniture projection 56mm / (L) Internal drawer height 130mm



Chubbsafes

Trusted the world over.

CUSTODIAN SAFE

BURGLARY & FIRE-RESISTANT PROTECTION



OPTIONS

**NIGHT DRAWER TRAP (NDT) For night deposit with "Anti-Fishing Plate"**

Drawer Clear Opening: 239mm(W) x 153mm(H) x 125mm(D)  
Night Drawer Trap External Height: 254mm

**ENVELOPE SLOT Envelope slot on the top of the safe for night deposit with "AntiFishing Plate". Slot size 13mm(W) x 152mm(L)**

CHUBB FOTRES SAFE



PRODUCT SPECIFICATIONS

size	(A) Ext height (mm)	(B) Ext Width (mm)	(C) Ext Depth (mm)	(D) Clear depth over hinge	(F) Int Height (mm)	(G) Int width (mm)	(H) Int depth (mm)	(I) Door swing	(J) Depth with door at 90°	(K) Width when door at 180°	Nett weight (kg)	Gross weight (kg)	capacity (Litres)	Nett weight with Night Drawer Trap (Kg)
1	680	560	550	606	500	380	270	478	1055	1016	370	410	51	490
2	880	620	610	666	700	440	330	538	1175	1136	520	568	102	615
3	1080	680	680	736	900	500	390	597	1294	1254	720	788	176	850
4	1550	740	900	956	1370	560	620	658	1585	1376	1250	1335	476	-

\* (E) Furniture projection 56mm / (L) Internal drawer height 130mm



Chubb safes

Trusted the world over.



CUSTODIAN SAFE

BURGLARY & FIRE-RESISTANT PROTECTION



OPTIONS

**NIGHT DRAWER TRAP (NDT)** For night deposit with “Anti-Fishing Plate”

Drawer Clear Opening: 239mm(W) x 153mm(H) x 125mm(D)  
Night Drawer Trap External Height: 254mm

**ENVELOPE SLOT** Envelope slot on the top of the safe for night deposit with “AntiFishing Plate”.

Slot size 13mm(W) x 152mm(L)

CHUBB CUSTODIAN SAFE



PRODUCT SPECIFICATIONS

size	(A) Ext height (mm)	(B) Ext Width (mm)	(C) Ext Depth (mm)	(D) Clear depth over hinge	(F) Int Height (mm)	(G) Int width (mm)	(H) Int depth (mm)	(I) Door swing	(J) Depth with door at 90°	(K) Width when door at 180°	Nett weight (kg)	Gross weight (kg)	capacity (Litres)	Nett weight with Night Drawer Trap (Kg)
1	680	560	550	606	500	380	270	478	1055	1016	370	410	51	490
2	880	620	610	666	700	440	330	538	1175	1136	520	568	102	615
3	1080	680	680	736	900	500	390	597	1294	1254	720	788	176	850
4	1550	740	900	956	1370	560	620	658	1585	1376	1250	1335	476	-

\* (E) Furniture projection 56mm / (L) Internal drawer height 130mm



Chubb safes

Trusted the world over.

GUARDIAN DCR  
BURGLARY & FIRE-RESISTANT PROTECTION



OPTIONS

INTERNAL FITTINGS

The safes comes with a standard adjustable shelf and internal drawers secure by a key lock.

CHUBB GUARDIAN DCR



PRODUCT SPECIFICATIONS

(A) Ext height (mm)	(B) Ext Width (mm)	(C) Ext Depth (mm)	(D) Clear depth over furniture	(F) Int Height (mm)	(G) Int width (mm)	(H) Int depth (mm)	(I) Door swing	(J) Depth with door at 90°	(K) Width when door at 180°	Net weight (kg)	Gross weight (kg)	Capacity (Litres)
1657	743	830	915	1457	543	546	658	1530	1379	1540	1630	432

\* (E) Furniture projection 85mm / (L) Internal drawer height 130mm




Chubb safes

Trusted the world over.

VIPER

BURGLARY & FIRE-RESISTANT SAFE



CHUBB VIPER



LOCK OPTIONS

Viper safes can be fitted with either a key lock (Class A) or a highsecurity electronic lock (Class B). All locks are independently tested and are certified in accordance with the EN 1300 standard.

KEY LOCK

Key lock versions are opened and closed simply by turning the inserted key.

ELECTRONIC LOCK

The high-security electronic lock includes the following features, easily programmed by the owner:

- 1 master code and 1 user codes.
- Time delay of up to 99 minutes between lock being operated and door being opened.
- Opening window between 1–19 minutes.

MECHANICAL COMBINATION LOCK AND KEY LOCK

Available for M-35 onwards.



Model	External Height (mm)	External Width (mm)	External Depth (mm)	Width With Door Open 180° (B)	Depth With Door Open 90° (D)	Internal Height (mm)	Internal Width (mm)	Internal Depth (mm)	Capacity (litres)	Net Weight (kg)	No. of Shelves
M-10	300	360	300	662	627	210	270	191	11	24	1
M-20	300	445	390	832	803	210	355	281	21	32	1
M-35	450	445	390	832	803	360	355	281	36	42	1
M-50	600	445	390	832	803	510	355	281	51	53	1
M-70	800	445	390	832	803	710	355	281	71	65	2
M-90	1000	445	390	832	803	910	355	281	91	78	2

\* Hinges project 20mm beyond the depth (C) given above. In standard electronic models, the overall projection increases to 40mm.



Chubb safes

Trusted the world over.

SENATOR

COMBINED BURGLARY AND FIRE PROTECTION



LOCK

Senator’s high-security electronic lock is independently tested and certified in accordance with the EN 1300 standard - certified Class B – includes the following features, easily programmed by the owner:

- 1 master code and 1 user codes.
- Time delay of up to 99 inutes between lock being operated and door being opened.
- Opening window between 1–19 minutes.

CHUBB SENATOR




Model	External Height (mm)	External Width (mm)	External Depth* (mm)	Internal Height (mm)	Internal Width (mm)	Internal Depth (mm)	Capacity (litres)	Net Weight (kg)	Clear Opening Width	No. of Bolts
M-45	500	500	403	420	420	263	46	150	404	5
M-65	650	500	403	570	420	263	63	183	404	4
M-190	862	654	563	782	574	423	190	329	558	4

\* + 55,27mm (handle protrudes from the surface)



Chubb safes

Trusted the world over.



DUOGUARD GI

T2-CERTIFIED BURGLARY AND FIRE-RESISTANCE



INTERNAL FITTINGS

1. Model 115 to 205 comes standard with two pieces of adjustable shelf and three pieces for model 290.

OPTIONAL INTERNAL FITTINGS

- 2. Extendable shelf
- 3. Lockable compartment
- 4. Lockable drawer

LOCK OPTIONS

- 1 master code, 1 supervisor code and 8 user codes.
- Time delay of up to 99 minutes between lock being operated and door being opened.
- Opening window between 1–19 minutes.
- Equipped with time delay override.
- OPTIONAL function to raise silent alarm if lock is being opened under duress.

CHUBB DUOGUARD GI



Model	External Height (mm)	External Width* (mm)	External Depth** (mm)	Internal Height (mm)	Internal Width*** (mm)	Internal Depth (mm)	Capacity (litres)	Net Weight (kg)	No. of Shelves
M-115	690	600	561	590	500	386	114	175	2
M-150	875	600	561	775	500	386	150	212	2
M-205	1150	600	561	1050	500	386	203	264	2
M-290	1600	600	561	1500	500	386	290	337	3

Projection of hinge\* (20mm) and projection of handle\*\* (65mm) not included. \*\*\* Width excluding shelf racking strips. Racking reduces the internal width by 15mm



# Chubb safes

Trusted the world over.



## DUOGUARD GI

T2-CERTIFIED BURGLARY AND FIRE-RESISTANCE



### INTERNAL FITTINGS

1. Model 115 to 205 comes standard with two pieces of adjustable shelf and three pieces for model 290.

### OPTIONAL INTERNAL FITTINGS

- 2. Extendable shelf
- 3. Lockable compartment
- 4. Lockable drawer

### LOCK OPTIONS

- 1 master code, 1 supervisor code and 8 user codes.
- Time delay of up to 99 minutes between lock being operated and door being opened.
- Opening window between 1–19 minutes.
- Equipped with time delay override.
- OPTIONAL function to raise silent alarm if lock is being opened under duress.

CHUBB DUOGUARD GI




Model	External Height (mm)	External Width* (mm)	External Depth** (mm)	Internal Height (mm)	Internal Width*** (mm)	Internal Depth (mm)	Capacity (litres)	Net Weight (kg)	No. of Shelves
M-40	435	500	456	335	400	295	40	100	1
M-60	530	500	521	430	400	360	62	123	1
M-115	690	600	561	590	500	386	114	175	2
M-150	875	600	561	775	500	386	150	212	2
M-205	1150	600	561	1050	500	386	203	264	2
M-290	1600	600	561	1500	500	386	290	337	3
M-355	1600	675	585	1500	575	410	354	374	3
M-445	1850	675	615	1750	575	440	443	436	4

Projection of hinge\* (20mm) and projection of handle\*\* (65mm) not included. \*\*\* Width excluding shelf racking strips. Racking reduces the internal width by 15mm



Chubbsafes

Trusted the world over.



CHUBB DUOGUARD GII

DUOGUARD GII

T2-CERTIFIED BURGLARY AND FIRE-RESISTANCE

INTERNAL FITTINGS

1. Model 115 to 205 comes standard with two pieces of adjustable shelf and three pieces for model 290.

OPTIONAL INTERNAL FITTINGS

- 2. Extendable shelf
- 3. Lockable compartment
- 4. Lockable drawer

LOCK OPTIONS

- 1 master code, 1 supervisor code and 8 user codes.
- Time delay of up to 99 minutes between lock being operated and door being opened.
- Opening window between 1–19 minutes.
- Equipped with time delay override.
- Optional function to raise silent alarm if lock is being opened under duress.



Model	External Height (mm)	External Width* (mm)	External Depth** (mm)	Internal Height (mm)	Internal Width*** (mm)	Internal Depth (mm)	Capacity (litres)	Net Weight (kg)	No. of Shelves
M-65	578	526	547	452	400	360	65	265	1
M-115	716	626	587	590	500	386	114	379	2
M-150	901	626	587	775	500	386	150	456	2
M-205	1176	626	587	1050	500	386	203	582	2
M-290	1626	626	587	1500	500	386	290	748	3
M-355	1626	701	611	1500	575	410	354	829	3
M-445	1876	701	641	1750	575	440	443	970	3

Projection of hinge\*(20mm) and projection of handle\*\* (65mm) not included. \*\*\*Width excluding shelf racking strips. Racking reduces the internal width by 15mm



# Chubb safes

Trusted the world over.



CHUBB PROGUARD

## PROGUARD

### BURGLARY-RESISTANT PROTECTION

#### INTERNAL FITTINGS

- 1. Shelf
- 2. Extendable shelf
- 3. Lockable drawer
- 4. Lockable compartment
- 5. Extensible tray
- 6. Extensible file frame

#### LOCK OPTIONS

- 1 master code, 1 supervisor code and 8 user codes.
- Time delay of up to 99 minutes between lock being operated and door being opened.
- Opening window between 1–19 minutes.
- Equipped with time delay override.
- Optional function to raise silent alarm if lock is being opened under duress.

#### IMPROVED CAPACITY

Thanks to innovations the thicknesses of safe walls can be reduced. This means that a safe with a higher level of protection can also offer greater capacity for storing valuable items and sensitive documents.



Model	External Height (mm)	External Width (mm)	External Depth (mm)	Internal Height (mm)	Internal Width (mm)	Internal Depth (mm)	Capacity (litres)	Net Weight (kg)
M-65	530	500	521	440	410	359	65	208
M-120	690	600	561	600	510	396	121	320
M-160	875	600	561	785	510	396	159	386
M-215	1150	600	561	1060	510	396	214	481
M-305	1600	600	561	1510	510	396	305	636
M-370	1600	675	585	1510	585	420	371	701
M-365	1295	785	620	1205	695	530	363	685
M-465	1850	675	615	1760	585	450	463	827

External dimensions exclude handle and hinge projections.



# Chubb safes

*Trusted the world over.*



**CHUBB PROGUARD DT**

## PROGUARD DT BURGLARY-RESISTANT PROTECTION

### LOCK OPTIONS

- 1 master code, 1 supervisor code and 8 user codes.
- Time delay of up to 99 minutes between lock being operated and door being opened.
- Opening window between 1–19 minutes.
- Equipped with time delay override.
- Optional function to raise silent alarm if lock is being opened under duress.

### BURGLARY TESTING

ProGuard DT has been EN 1143-2 certified in Grades DI and DII by ECB•S1 . This fully graded burglary protection means that insurance ratings for the safe are not affected by the drawer trap function.

**A range of attack tools were used to test ProGuard DT’s level of resistance, from basic tools to sophisticated thermal and electrical equipment.**

1. European Certification Board•Security Systems



Model	External Height (mm)	External Width (mm)	External Depth (mm)	Internal Height (mm)	Internal Width (mm)	Internal Depth (mm)	Net Weight (kg) Gr I	Net Weight (kg) Gr II	Capacity* (litres)	Drawer Width (mm)	Drawer Depth (mm)
M-45	687	500	521	314	400	360	162	302	45	350	230
M-90	847	600	561	474	500	386	218	426	91	450	230
M-125	1052	600	561	659	500	386	242	499	127	450	230
M-180	1307	600	561	934	500	386	290	602	180	450	230

\* Useable volume below deposit and anti-fishing device.



# Chubb safes

Trusted the world over.



CHUBB EUROPA

## EUROPA

### BURGLARY & FIRE-RESISTANT PROTECTION

#### LOCKS

All Chubbsafes' locks are tested and certified by VdS and conform to standard EN 1300. Europa offers Key Lock and Keyless Combination Locking as standard. A wide variety of electronic, time delay locks can be fitted on request.

#### OPTIONAL INTERNAL FITTINGS

- Shelf
- Full Width Lockable Drawer (M-60)
- Two Half Width Lockable Drawer (M-115/140 and above)

#### DEPOSIT OPTION

Drawer deposit front or rear is available on request. The Europa Deposit version is not certified as is stated hereby in this datasheet.



Model	Available T2 Grades	External Height (mm)	External Width (mm)	External Depth (mm)	Internal Height (mm)	Internal Width (mm)	Internal Depth (mm)	Capacity (litres)	Net Weight T2 Grade I/II/III/V (kg)	No. of Shelves	Set of Drawers
M-30	I	568	508	450	400	340	209	28	279/-/-/-	1	0
M-60	I,II	628	528	603	460	360	360	60	375/381/-/-	1	1
M-115/140	I,II,III/V	718	668	663	550/588	500/538	420/444	116/140	534/536/539/580	2	1
M-180/210	I,II,III/V	1018	668	663	850/888	500/538	420/444	179/212	676/705/717/770	2	1
M-275/320	I,II,III/V	1208	668	773	1040/1078	500/538	530/554	276/322	906/880/920/980	2	1
M-345/400	I,II,III/V	1468	668	773	1300/1338	500/538	530/554	345/400	1030/1060/1084/1150	2	1
M-505/570	I,II,III/V	1796	903	663	1628/1666	735/773	420/444	503/572	1320/1370/1400/1520	2	1
M-635/715	I,II,III/V	1796	903	773	1628/1666	735/773	530/554	634/715	1480/1571/1620/1680	2	1

Grade V has different dimensions for the range from M-140 to M-715 (see data after "/"). Fire protection is only available for sizes in Grade I to II. Standard internal fittings as seen in the illustration.



# Chubb safes

Trusted the world over.



CHUBB EUROPA

## EUROPA

### T2 BURGLARY-RESISTANT PROTECTION IN GRADE V

#### LOCKS

All Chubb safes' locks are tested and certified by VdS and conform to standard EN 1300. Europa offers Key Lock and Keyless Combination Locking as standard. A wide variety of electronic, time delay locks can be fitted on request.

#### OPTIONAL INTERNAL FITTINGS

- Shelf
- Full Width Lockable Drawer (M-60)
- Two Half Width Lockable Drawer (M-115/140 and above)

#### DEPOSIT OPTION

Drawer deposit front or rear is available on request. The Europa Deposit version is not certified as is stated hereby in this datasheet.



Model	External Height (mm)	External Width (mm)	External Depth (mm)	Internal Height (mm)	Internal Width (mm)	Internal Depth (mm)	Capacity (litres)	Net Weight (kg)	No. of Shelves	Set of Drawers
M-140	718	668	663	588	538	444	140	580	2	1
M-210	1018	668	663	888	538	444	212	770	2	1
M-320	1208	668	773	1078	538	554	322	980	2	1
M-400	1468	668	773	1338	538	554	400	1150	2	1
M-570	1796	903	663	1666	773	444	572	1520	2	1
M-715	1796	903	773	1666	773	554	715	1680	2	1

Standard internal fittings as seen in the illustration.



# Chubb safes

*Trusted the world over.*



## DATAGUARD NT

### FIRE-RESISTANT DATA MEDIA PROTECTION

#### LOCK OPTIONS

All models can be fitted with either a key lock or an electronic lock. The electronic lock has a programmable six-digit code which can be set by the user.

#### INTERNAL FITTINGS

A shelf and extendable drawer(s) accompany each safe as standard (see Product Specifications above). These can be adjusted using the safe’s internal ladder racking system. Additional shelves and drawers can be supplied on request.

### CHUBB DATAGUARD NT



Model	External Height (mm)	External Width (mm)	External Depth (mm)	Internal Height (mm)	Internal Width (mm)	Internal Depth (mm)	Volume (litres)	Net Weight (kg)	Number of shelves	Number of drawers
M-30	530	546	566	280	346	306	30	145	1	0
M-50	700	546	566	450	346	306	48	190	1	1
M-90	1025	546	590	775	346	330	89	263	1	2
M-130	1025	702	590	775	502	330	128	330	1	2

External heights and depths include plinth and handle projection. Internal heights and widths are also equal to the clear opening measurements.



# Chubbsafes

*Trusted the world over.*



**CHUBB OPAL 4112**

## **OPAL 4112**

**BURGLARY- & FIRE-RESISTANT PROTECTION**

### **KEY FEATURES**

- It offers protection and convenience to both homes and small offices.
- Fitted with Electronic Lock come with overriding key to access the safe if there is an accidental lockout.
- Comes standard with base bolting facility for floor mounting.
- Clear LED Display Screen with large keypad buttons.
- Comes standard with one plastic tray.
- One hour fire protection certified by SP NT Fire 017 – 60 Paper.
- Operate using 4 units of "AA" size batteries.
- Battery Level indicator: "L\_batt" display on screen.
- Lockout feature with quick beeps will sound for approximately 3 minutes should there be 5 unauthorized attempts to open the safe.



Ext height (mm)	Ext Width (mm)	Ext Depth (mm)	Int Height (mm)	Int width (mm)	Int depth (mm)	Nett weight (kg)
344	424	388	245	325	260	42



Chubbsafes

Trusted the world over.



OPAL 4122

BURGLARY- & FIRE-RESISTANT PROTECTION

KEY FEATURES

- It offers protection and convenience to both homes and small offices.
- Fitted with Electronic Lock come with overriding key to access the safe if there is an accidental lockout.
- Comes standard with base bolting facility for floor mounting.
- Clear LED Display Screen with large keypad buttons.
- Comes standard with one plastic tray.
- One hour fire protection certified by SP NT Fire 017 – 60 Paper.
- Operate using 4 units of "AA" size batteries.
- Battery Level indicator: "L\_batt" display on screen.
- Lockout feature with quick beeps will sound for approximately 3 minutes should there be 5 unauthorized attempts to open the safe.

CHUBB OPAL 4122



Ext height (mm)	Ext Width (mm)	Ext Depth (mm)	Int Height (mm)	Int width (mm)	Int depth (mm)	Nett weight (kg)
520	410	445	415	305	320	60



# Chubb safes

*Trusted the world over.*



**CHUBB NAOMI**

## NAOMI

### BURGLARY & FIRE-RESISTANT PROTECTION

#### KS 1 HR

- Designed to protect limited amount of cash and valuables within a domestic or small offices surrounding.
- Door secured by 3 moving front bolts and 2 fixed bolts at the back edge of door. Bolt diameter is 19mm.
- Fitted with secured touch screen Electronic Lock.
- Built in alarm will be activated if there is any movement or tilting of the safe.
- Lockout feature with quick beeps sound for approximately 3 minutes should there be 5 unauthorized attempts to open the safe.
- One hour fire resistance certified by International Testing Laboratory in accordance with KS G 4500 Standard.
- Comes standard with base bolting facility for floor mounting.
- Operates using 6 numbers of "AA" size batteries.
- Micro USB 2.0 port can be used to power the lock when the door cannot be opened due to low battery.
- Enabled with 2 user codes which one can be used as emergency override code.



Model	Ext height (mm)	Ext Width (mm)	Ext Depth (mm)	Int Height (mm)	Int width (mm)	Int depth (mm)	Nett weight (kg)	Volume (litres)	Tray	Shelf
Naomi 30	360	420	417	245	325	260	43	20	1	-
Naomi 50	536	410	475	412	305	320	63	40	1	1

Height of rubber feet(16mm) is included into outside dimensions.



# Chubbsafes

Trusted the world over.



CHUBB NAOMI

## NAOMI

### BURGLARY & FIRE-RESISTANT PROTECTION

#### KS 1 HR

- Designed to protect limited amount of cash and valuables within a domestic or small offices surrounding.
- Door secured by 3 moving front bolts and 2 fixed bolts at the back edge of door. Bolt diameter is 19mm.
- Fitted with secured touch screen Electronic Lock.
- Built in alarm will be activated if there is any movement or tilting of the safe.
- Lockout feature with quick beeps sound for approximately 3 minutes should there be 5 unauthorized attempts to open the safe.
- One hour fire resistance certified by International Testing Laboratory in accordance with KS G 4500 Standard.
- Comes standard with base bolting facility for floor mounting.
- Operates using 6 numbers of "AA" size batteries.
- Micro USB 2.0 port can be used to power the lock when the door cannot be opened due to low battery.
- Enabled with 2 user codes which one can be used as emergency override code.




Model	Ext height (mm)	Ext Width (mm)	Ext Depth (mm)	Int Height (mm)	Int width (mm)	Int depth (mm)	Nett weight (kg)	Volume (litres)	Tray	Shelf
Naomi 30	360	420	417	245	325	260	43	20	1	-
Naomi 50	536	410	475	412	305	320	63	40	1	1

Height of rubber feet(16mm) is included into outside dimensions.



# Chubbsafes

Trusted the world over.



CHUBB NAOMI

## NAOMI

### BURGLARY & FIRE-RESISTANT PROTECTION

#### KS 1 HR

- Designed to protect limited amount of cash and valuables within a domestic or small offices surrounding.
- Door secured by 3 moving front bolts and 2 fixed bolts at the back edge of door. Bolt diameter is 19mm.
- Fitted with secured touch screen Electronic Lock.
- Built in alarm will be activated if there is any movement or tilting of the safe.
- Lockout feature with quick beeps sound for approximately 3 minutes should there be 5 unauthorized attempts to open the safe.
- One hour fire resistance certified by International Testing Laboratory in accordance with KS G 4500 Standard.
- Comes standard with base bolting facility for floor mounting.
- Operates using 6 numbers of "AA" size batteries.
- Micro USB 2.0 port can be used to power the lock when the door cannot be opened due to low battery.
- Enabled with 2 user codes which one can be used as emergency override code.



Model	Ext height (mm)	Ext Width (mm)	Ext Depth (mm)	Int Height (mm)	Int width (mm)	Int depth (mm)	Nett weight (kg)	Volume (litres)	Tray	Shelf
Naomi 30	360	420	417	245	325	260	43	20	1	-
Naomi 50	536	410	475	412	305	320	63	40	1	1

Height of rubber feet(16mm) is included into outside dimensions.



# Chubbsafes

Trusted the world over.



CHUBB NAOMI

## NAOMI

### BURGLARY & FIRE-RESISTANT PROTECTION

#### KS 1 HR

- Designed to protect limited amount of cash and valuables within a domestic or small offices surrounding.
- Door secured by 3 moving front bolts and 2 fixed bolts at the back edge of door. Bolt diameter is 19mm.
- Fitted with secured touch screen Electronic Lock.
- Built in alarm will be activated if there is any movement or tilting of the safe.
- Lockout feature with quick beeps sound for approximately 3 minutes should there be 5 unauthorized attempts to open the safe.
- One hour fire resistance certified by International Testing Laboratory in accordance with KS G 4500 Standard.
- Comes standard with base bolting facility for floor mounting.
- Operates using 6 numbers of "AA" size batteries.
- Micro USB 2.0 port can be used to power the lock when the door cannot be opened due to low battery.
- Enabled with 2 user codes which one can be used as emergency override code.



Model	Ext height (mm)	Ext Width (mm)	Ext Depth (mm)	Int Height (mm)	Int width (mm)	Int depth (mm)	Nett weight (kg)	Volume (litres)	Tray	Shelf
Naomi 30	360	420	417	245	325	260	43	20	1	-
Naomi 50	536	410	475	412	305	320	63	40	1	1

Height of rubber feet(16mm) is included into outside dimensions.



# Chubb safes

Trusted the world over.

## AIR

### BURGLARY PROTECTION FOR YOUR VALUABLES

#### KEY FEATURES

- Compact safe for the home, hotel room or office.
- Fitted with Electronic Lock come with programmable code
- Emergency key override facility for the electronic lock should battery power ever fail.
- Patented “anti-bump” technology which affords the electronic lock protection against impact attacks.
- Tamper-evident keypad.
- Ready for base and for rear fixing, supplied with four expansion anchors.
- Inner base carpet.
- Key hooks included on all electronic models.



## CHUBB AIR



Model	External Height (mm)	External Width (mm)	External Depth (mm)	Depth With Door Open 90° (mm)	Internal Height (mm)	Internal Width (mm)	Internal Depth (mm)	Capacity (litres)	Net Weight (kg)	No. of Shelves
M-25	200	430	350	815	190	420	300	24	11	0

In electronic models, add 20mm to allow for keypad projection.



# Chubb safes

*Trusted the world over.*



**CHUBB AIR HOTEL**

## AIR: HOTEL

### BURGLARY PROTECTION FOR YOUR VALUABLES

#### KEY FEATURES

- Compact safe for hotel rooms, student accommodation or other locations with frequent occupancy turnover.
- Steel door and body with dual, plated steel moving boltwork.
- User-friendly electronic lock.
- Authorised control and access via electronic lock or hand-held programming unit.

#### MASTER CODE

The lock will accept a programmable master code allowing authorised control and access. The master code also allows access to an event memory function, the audit trail. This audit trail can be downloaded onto a PC or Laptop.



Model	External Height (mm)	External Width (mm)	External Depth (mm)	Depth With Door Open 90° (mm)	Internal Height (mm)	Internal Width (mm)	Internal Depth (mm)	Capacity (litres)	Net Weight (kg)	No. of Shelves
M-25	200	430	350	815	190	420	300	24	11	0

In electronic models, add 20mm to allow for keypad projection.



Chubb safes

Trusted the world over.

Home/Office Burglary & Fire  
Resistant Safe



CHUBB HOME/OFFICE BURGLARY & FIRE  
RESISTANT SAFE



Models	External (mm)			Internal (mm)			Capacity	Weight
	H	W	D	H	W	D	(L)	(kg)
060	616	491	467	389	338	304	40	96
070	743	549	507	519	398	346	71.5	120
080	865	580	507	638	427	346	94.25	185
100	1066	585	507	833	426	346	122.8	200



# Chubbsafes

Trusted the world over.



CHUBB PRF CABINET 5200

## RPF CABINET 5200

### FIRE-RESISTANT DOCUMENT PROTECTION

#### KEY FEATURES

- The body has an overall thickness of 57mm insulated with Chubbsafes patented PCDE fire resistant material.
- The drawers constructed with an overall thickness of 56mm. Each drawer is suspended on full extension rails with bearings for durability and for ease to use. The drawers designed to fit most paper hoist and box files.
- 2 hour fire rated in compliance to UL 72 Class 350 (Fire Endurance Test) which represents one of the highest and most stringent test currently used to evaluate record protection equipment.
- Central Locking: One 3-wheel keyless combination lock and one key lock on the top drawer' controlling all drawers.
- Individual Locking: One 3-wheel keyless combination lock and key lock on the top drawer' controlling all drawers. In addition, there is one key lock on each subsequent drawer.
- A choice of Electronic Lock may also be fitted.
- A scratch resistant Polyurethane based finish.



Model	(A) External height (mm)	(B) External Width (mm)	(C) External Depth (mm)	(F) Internal drawer height (mm)	(G) Internal drawer width (mm)	(H) Internal drawer depth (mm)	Nett weight (kg)
5202 - 2 Drawers	839	551	824	292	387	645	200
5203 - 3 Drawers	1206	551	824	292	387	645	270
5204 - 4 Drawers	1573	551	824	292	387	645	350

(D) Clear depth over furniture 1480mm / (E) Furniture Projection 40mm



# Chubb safes

Trusted the world over.

## RPF CABINET 9000

### FIRE RESISTANT DOCUMENT PROTECTION

#### KEY FEATURES

- The body has an overall thickness of 57mm insulated with Chubb safes patented PCDE fire resistant material.
- The drawers constructed with an overall thickness of 56mm. Each drawer is suspended on full extension rails with bearings for durability and for ease to use. The drawers designed to fit most paper hoist and box files.
- 2 hour fire rated in compliance to UL 72 Class 350 (Fire Endurance Test) which represents one of the highest and most stringent test currently used to evaluate record protection equipment.
- Central Locking: One 3-wheel keyless combination lock and one key lock on the top drawer' controlling all drawers.
- Individual Locking: One 3-wheel keyless combination lock and key lock on the top drawer' controlling all drawers. In addition, there is one key lock on each subsequent drawer.
- A choice of Electronic Lock may also be fitted.
- A scratch resistant Polyurethane based finish.

### CHUBB PRF CABINET 9000



Model	(A) External height (mm)	(B) External Width (mm)	(C) External Depth (mm)	(F) Internal drawer height (mm)	(G) Internal drawer width (mm)	(H) Internal drawer depth (mm)	Nett weight (kg)
9206 - 2 Drawers	864	551	824	292	387	645	220
9306 - 3 Drawers	1231	551	824	292	387	645	290
9406 - 4 Drawers	1598	551	824	292	387	645	370

(D) Clear depth over furniture 1480mm / (E) Furniture Projection 47mm



# Chubb safes

Trusted the world over.

## DPC

### FIRE-RESISTANT DOCUMENT PROTECTION

#### KEY FEATURES

- High capacity storage solution with fire protection, ideal for office environments such as banks and financial institutions
- Available in high-capacity sizes from 320 to 400 litres
- Dual locking Key lock and manual combination locks fitted as standard
- Certified by Underwriter's Laboratories according to UL 72 Class 350 for up to 120 minutes fire protection
- Anchoring kit to fix the safe on the floor and prevent from unauthorised removal available on request
- Automatic mechanism to ensure bolts are in place and able to resist fire whenever the door is closed
- Interlocking door system on double door models to prevent the cabinet from being left open
- Optional internal fittings available including pull out file frames and lockable drawers and cupboards



CHUBB DPC




Model	External Height (mm)	External Width* (mm)	External Depth** (mm)	Internal Height (mm)	Internal Width (mm)	Internal Depth (mm)	Volume (Litres)	Weight (kg)	No. of Doors	No. of Shelves
400W	1209	1160	605	1050	1000	382	401	500	2	2
320	1559	759	605	1400	600	382	321	395	1	3

\*Projection of hinge (27mm) not included. \*\*Projection of handle (54mm) not included



# Chubb safes

*Trusted the world over.*



**CHUBB DEPOSIT LOCKERS**

## SAFE DEPOSIT LOCKERS

### BURGLARY- RESISTANT PROTECTION

#### KEY FEATURES

- Installed throughout the globe in many of the world's finest financial institutions.
- Quality design and durability of the highest order. Two separate sets of locks of 10 levers each are used to operates the lockers with a unique key profile. With a vast range of variations, the possibility of 2 keys being identical is virtually impossible.
- No two Safe Deposit Locker installation are identical. Each installation treated individually and is carefully planned to meet local requirements.
- A locker group may consist of an amalgamation of different Safe Deposit Box sizes. The number of boxes in each section is predetermined according to the size of each box.
- It must be emphasized that the standard size and section arrangement described in this brochure are not arbitrary. The use of standard units achieves cost savings and promotes a better delivery time.



EXTERNAL DIMENSIONS		
HEIGHT	20 <sup>1</sup> / <sub>2</sub> "	521 MM
WIDTH	32"	813 MM
DEPTH	23 <sup>5</sup> / <sub>8</sub> "	600 MM





# Chubb safes

Trusted the world over.



CHUBB SECURITY BOOKROOM DOOR

## SECURITY BOOKROOM DOOR

### BURGLARY RESISTANT PROTECTION



#### KEYLESS COMBINATION LOCK

Secured by a 3-wheel Keyless Combination Lock capable of 1,000,000 changes of code. The operation of this lock is simple. The code can be changed easily and security can be maintained over the safe whenever there is a change of staff.



#### DAY GATE

An Optional Day Gate can be fitted to the door for ventilation during the day or as control when the door is open. The Day Gate is secured by two high security 5-lever Mortice Deadlocks.



#### WRAP AROUND WALL” FRAME

Door frame is fabricated from steel sections, bent to form a single structure. Vestibule side frames at full height of the door are attached to the frame and grip the inside of wall.



Model	External Dimensions (mm)	Clear Opening (mm)	Wall Opening (mm)	Wall Thickness (mm)	Approx. Net Weight (kg)
Class A	2005(H) x 1100(W)	1892(H) x 814(W)	1962(H) x 1004(W)	200 (inclusive of Plastering)	318 (Door) and 20 (Gate)
Class B	2005(H) x 1100(W)	1892(H) x 814(W)	1962(H) x 1004(W)	200 (inclusive of Plastering)	274 (Door) and 20 (Gate)



# Chubb safes

Trusted the world over.



CHUBB 2" STRONGROOM DOOR

## 2" STRONGROOM DOOR BURGLARY RESISTANT PROTECTION



**KEYLESS COMBINATION LOCK**  
Secured by a 3-wheel Keyless Combination Lock capable of 1,000,000 changes of code. The operation of this lock is simple. The code can be changed easily and security can be maintained over the safe whenever there is a change of staff.



**DAY GATE**  
An Optional Day Gate can be fitted to the door for ventilation during the day or as control when the door is open. The Day Gate is secured by two high security 5-lever Mortice Deadlocks.



**WRAP AROUND WALL" FRAME**  
Door frame is fabricated from steel sections, bent to form a single structure. Vestibule side frames at full height of the door are attached to the frame and grip the inside of wall.



Model	External Dimensions (mm)	Clear Opening (mm)	Wall Opening (mm)	Wall Thickness (mm)	Approx. Net Weight (kg)
2"	2110(H) x 1273(W)	1920(H) x 814(W)	2060(H) x 1070(W)	200 (inclusive of Plastering)	640 (Door) and 20 (Gate)