




# SECURITY

## Product Catalog



# The Best Granit Ever

## The New 37 Granit

Black Granit protection  
3 x more corrosion resistant

Shackle and body  
made of extremely  
hard German alloy steel

100 %  
Made in Germany

Available in sizes  
55 and 70 mm;  
with solid steel  
shackle guard  
in 60 and 80 mm

ABUS-Plus disc  
cylinder - ultimate  
protection against  
manipulation



Lighted  
Key

# Ultimate Security Padlocks



## GRANIT<sup>®</sup> 37



A



B



C



D



E

The **ABUS Granit** series padlocks were originally designed to lock up tanks. The Granit series can withstand over 25,000 pounds of tensile force. In addition, they have a 65 Rockwell, core hardened lock body and shackle that can resist Freon spray or any other type of physical attack. These locks have an **ABUS Plus Cylinder** system that resists drilling and has over 250,000 key differs. The lock is key retaining to prevent accidental loss of keys. The bottom of the padlocks has a reinforced steel plate to prevent drilling or physical attack.

- ABUS Ultimate Security Padlock
- Shackle and body made of highest standard German hardened alloy steel
- ABUS disc cylinder provides extreme protection against manipulation
- C & E: shrouded shackle for maximum protection
- Hardened steel bottom plate for additional protection against physical attack
- Made in Germany

Photo Key	Grainger Stock No.	Body Size (In.)		Shackle Clearance (In.)			Key Type	ABUS Model No.
		Width (In.)	Thickness	Height	Width	Dia.		
A	3TMR1	2 1/8"	1 3/16"	1"	1 1/8"	13/32"	Different	37/55 KD
	3TMR2	2 1/8"	1 3/16"	1"	1 1/8"	13/32"	Alike	37/55 KA
B	3TMR3	2 1/8"	1 3/16"	2"	1 1/8"	13/32"	Different	37HB55 KD
	3TMR4	2 1/8"	1 3/16"	2"	1 1/8"	13/32"	Alike	37HB55 KA
C	3TMR5	2 3/8"	1 3/8"	5/8"	11/16"	13/32"	Different	37/60 KD
	3TMR6	2 3/8"	1 3/8"	5/8"	11/16"	13/32"	Alike	37/60 KA
D	3TMR7	2 3/4"	1 1/2"	1 5/16"	1 1/8"	17/32"	Different	37/70 KD
	3TMR8	2 3/4"	1 1/2"	1 5/16"	1 1/8"	17/32"	Alike	37/70 KA
E	3TMR9	3 1/4"	1 1/2"	13/16"	13/16"	17/32"	Different	37/80 KD
	3TMT1	3 1/4"	1 1/2"	13/16"	13/16"	17/32"	Alike	37/80 KA



# THE ROCK

83/80

Core hardened  
special alloy steel  
shackle

Highly resistant chrome  
plating to provide added  
weather protection

Body made from  
hardened steel

Double steel ball  
locking mechanism  
provides maximum  
tensile and torsion  
strength

Hardened anti-drill  
plate for maximum  
cylinder protection

Restricted keyway:  
Protection against unauthorized use



## Rock 83



Forged from the hardest steel **The Rock 83** is truly a giant among its competitors. The ABUS Rock has a 5/8" core hardened shackle and its solid steel body stands 3 1/4" across making it one of the largest padlocks on the market today. This padlock is chrome plated for added corrosion protection. The cylinder is custom made by ABUS Pfaffenhain to provide maximum picking resistance. All these security features add up to one of the strongest padlocks ever made.

Photo Key	Grainger Stock No.	Body Size (In.)			Shackle Clearance (In.)			Key Type	ABUS Model No.
		Width (In.)	Thickness	Height	Width	Dia.			
A	3TMJ3	3 1/4"	1 5/16"	1 5/8"	1 5/8"	5/8"		Different Alike	83/80 KD
	3TMJ4	3 1/4"	1 5/16"	1 5/8"	1 5/8"	5/8"			83/80 KA





# The Original DISKUS 26

## Heavy Duty Stainless Steel

Shackle made from  
special alloy hardened steel

Sophisticated DISKUS  
weld seam for high  
break resistance

Reinforced stainless  
steel body  
provides maximum  
protection from  
physical attack

Made in Germany

Precision pin tumbler cylinder:  
With anti-pick mushroom pins

Anti-cut plate impede  
cylinder drilling and pulling



# Diskus® 26



Designed for high-security storage of high-value items. Cylinder anti-cut plate impede drilling, pulling and other forms of vandalism. Special hardened alloy steel shackle provides greater resistance to bolt cutter. Reinforced steel body provides maximum protection from physical attack.

Photo Key	Grainger Stock No.	Body Size (In.)		Shackle Clearance (In.)			Key Type	ABUS Model No.
		Width (In.)	Thickness	Height	Width	Dia.		
A	3TMP2	2 3/4"	1 3/16"	3/4"	3/4"	3/8"	Different	26/70 KD
	3TMP3	2 3/4"	1 3/16"	3/4"	3/4"	3/8"	Alike	26/70 KA
	3TMP4	2 3/4"	1 3/16"	3/4"	3/4"	3/8"	Alike	26/70 KA
	3TMP5	2 3/4"	1 3/16"	3/4"	3/4"	3/8"	Alike	26/70 KA
B	3TMP6	3 1/4"	1 1/4"	11/16"	1"	13/32"	Different	26/80 KD
	3TMP7	3 1/4"	1 1/4"	11/16"	1"	13/32"	Alike	26/80 KA
C	3TMP8	3 3/4"	1 1/4"	5/8"	1"	15/32"	Different	26/90 KD
	3TMP9	3 3/4"	1 1/4"	5/8"	1"	15/32"	Alike	26/90 KA



# The Original DISKUS 24

## 100% Stainless Steel Protection

Original DISKUS design:  
360° protection

Sophisticated DISKUS  
weld seam for high  
break resistance

Cylinder cover -  
maximum  
protection against  
dirt and moisture

Made in Germany


Precision pin tumbler cylinder:  
With anti-pick mushroom pins

Body, inner parts and  
shackle made from  
stainless steel for  
extreme corrosion resistance





# Diskus® 24



Designed for extreme weather conditions, these locks come with 100% stainless steel protection. The shackle, lock body and internal components are all made of high quality stainless steel.

Photo Key	Grainger Stock No.	Body Size (In.)		Shackle Clearance (In.)			Key Type	ABUS Model No.
		Width (In.)	Thickness	Height	Width	Dia.		
A	3TMN3	2"	1"	3/8"	5/8"	1/4"	Different Alike	24IB/50 KD
	3TMN4	2"	1"	3/8"	5/8"	1/4"		24IB/50 KA
B	3TMN5	2 3/8"	1"	1/2"	3/4"	5/16"	Different Alike	24IB/60 KD
	3TMN6	2 3/8"	1"	1/2"	3/4"	5/16"		24IB/60 KA
C	3TMN7	2 3/4"	1 3/16"	3/4"	3/4"	3/8"	Different	24IB/70 KD
	3TMN8	2 3/4"	1 3/16"	3/4"	3/4"	3/8"	Alike	24IB/70 KA
	3TMN9	2 3/4"	1 3/16"	3/4"	3/4"	3/8"	Alike	24IB/70 KA
	3TMP1	2 3/4"	1 3/16"	3/4"	3/4"	3/8"	Alike	24IB/70 KA
D	3XVY5	2 3/4"	1 3/16"	3/4"	3/4"	3/8"	Alike	24IB/70 KAx2



# The Original DISKUS 25

## With Hi-Tech-Key

Shackle made from  
special alloy hardened  
steel

Sophisticated DISKUS  
weld seam for high  
break resistance

Made in Germany

Original DISKUS design:  
360° protection

High precision  
reversible keyway  
with more than  
10,000 key differs



# Diskus® 25



**A** Reversible keyway offers more than 10,000 key differs. Round body **DISKUS** padlocks are designed to deflect hammer blows. Protected shackle provides additional cut- and saw resistance.

Photo Key	Grainger Stock No.	Body Size (In.)		Shackle Clearance (In.)			Key Type	ABUS Model No.
		Width (In.)	Thickness	Height	Width	Dia.		
<b>A</b>	3TMJ5	2 3/4"	1 3/16"	3/4"	3/4"	3/8"	Different Alike	25EC/70 KD
	3TMJ6	2 3/4"	1 3/16"	3/4"	3/4"	3/8"		25EC/70 KA



# The Original DISKUS 28

## Market Leader

Shackle made from  
hardened steel

Made in Germany

Original DISKUS design:  
360° protection

Sophisticated DISKUS  
weld seam for high  
break resistance

Precision pin tumbler cylinder:  
With anti-pick mushroom pins



Diskus® 28



A

**A** Designed for standard security. Protected shackle provides additional cut- and saw resistance.

Photo Key	Grainger Stock No.	Body Size (In.)		Shackle Clearance (In.)			Key Type	ABUS Model No.
		Width (In.)	Thickness	Height	Width	Dia.		
A	5JKP4	2 3/4"	1 3/16"	3/4"	3/4"	3/8"	Different	28/70 KD
	5JKP5	2 3/4"	1 3/16"	3/4"	3/4"	3/8"	Alike	28/70 KA
	3XVY6	2 3/4"	1 3/16"	3/4"	3/4"	3/8"	Alike	28/70 KA <sub>x2</sub>



# 83 K.i.T.™

## Key it Twice

High quality brass body for excellent rust protection

Special hardened alloy steel shackle provides excellent resistance against cutting or any other type of physical attack

Patented "Z-bar" feature for 2 in 1 function: Quickly converts padlock from key retaining to non key retaining

Can be keyed into many popular security keyways, like  
#100=Yale No. 8,  
#200=Kwikset,  
#300= Schlage,  
#700= Sargent

Rekeyable within seconds



Comes with extra pair of keys: : If original keys are lost (key A), use of second pair (key B) instantly "rekeys" padlock!



Key A



Key B  
(different to Key A)



Key A



# Key it Twice K.i.T.™ Padlocks



## 83 K.i.T.™

The patented **ABUS 83 K.i.T.™** (Key it Twice) series padlocks have some of the most innovative and unique features of any padlocks in the market today. At first glance these padlocks will look and operate just like a normal padlock. The innovation comes in when and if they need to be rekeyed. Each padlock will come with an extra set of keys. Once these keys are inserted to open the padlock it will instantly be rekeyed. It's just that simple! No more throwing away and old padlock just because you lost the original keys! Each lock type is available in 4 special keyways (Yale, Kwikset, Schlage, Sargent). These keyways make it possible to have your padlock keyed up to the same key that operates your house or business (A locksmith may be needed to perform this task).

### A Brass Body

The solid brass body makes this padlock the logical choice when harsh elements are at play. The high quality brass body provides excellent rust protection while the core hardened steel shackle prevents maximum cutting resistance.

### B Brass Body with Chrome Plating

This padlock has a solid brass body with chrome plating. The shackle is 3/8" diameter for excellent cutting resistance. This lock maintains a perfect balance between weatherability and security.

### C Solid Steel Body

When security needs to be stepped up look to the ABUS 83KIT/55 Series Padlock to meet your needs. This lock comes with a Nickel/Chrome plated solid steel body. The 7/16" diameter core hardened steel alloy shackle provides excellent resistance against cutting or any physical attack.

Photo Key	Grainger Stock No.	Body Size (In.)		Shackle Clearance (In.)			Key Type	ABUS Model No.
		Width (In.)	Thickness	Height	Width	Dia.		
<b>A</b>	3TMV8	1 3/4"	13/16"	1"	15/16"	5/16"	Different	83/45 RK KD-100
	3TMV9	1 3/4"	13/16"	1"	15/16"	5/16"	Alike	83/45 RK KA-100
	3TMW1	1 3/4"	13/16"	1"	15/16"	5/16"	Different	83/45 RK KD-200
	3TMW2	1 3/4"	13/16"	1"	15/16"	5/16"	Alike	83/45 RK KA-200
	3TMW3	1 3/4"	13/16"	1"	15/16"	5/16"	Different	83/45 RK KD-300
	3TMW4	1 3/4"	13/16"	1"	15/16"	5/16"	Alike	83/45 RK KA-300
	3TMW7	1 3/4"	13/16"	1"	15/16"	5/16"	Different	83/45 RK KD-700
	3TMW8	1 3/4"	13/16"	1"	15/16"	5/16"	Alike	83/45 RK KA-700
<b>B</b>	3TMX4	2"	7/8"	1"	15/16"	3/8"	Different	83/50 RK KD-100
	3TMX5	2"	7/8"	1"	15/16"	3/8"	Alike	83/50 RK KA-100
	3TMX6	2"	7/8"	1"	15/16"	3/8"	Different	83/50 RK KD-200
	3TMX7	2"	7/8"	1"	15/16"	3/8"	Alike	83/50 RK KA-200
	3TMX8	2"	7/8"	1"	15/16"	3/8"	Different	83/50 RK KD-300
	3TMX9	2"	7/8"	1"	15/16"	3/8"	Alike	83/50 RK KA-300
	3TMY3	2"	7/8"	1"	15/16"	3/8"	Different	83/50 RK KD-700
	3TMY4	2"	7/8"	1"	15/16"	3/8"	Alike	83/50 RK KA-700
<b>C</b>	3MPF5	2 1/8"	1"	1 7/16"	15/16"	7/16"	Different	83/55 RK KD-100
	3MPF6	2 1/8"	1"	1 7/16"	15/16"	7/16"	Alike	83/55 RK KA-100
	3MPF7	2 1/8"	1"	1 7/16"	15/16"	7/16"	Different	83/55 RK KD-200
	3MPF8	2 1/8"	1"	1 7/16"	15/16"	7/16"	Alike	83/55 RK KA-200
	3MPF9	2 1/8"	1"	1 7/16"	15/16"	7/16"	Different	83/55 RK KD-300
	3MPG1	2 1/8"	1"	1 7/16"	15/16"	7/16"	Alike	83/55 RK KA-300
	3MPG4	2 1/8"	1"	1 7/16"	15/16"	7/16"	Different	83/55 RK KD-700
	3MPG5	2 1/8"	1"	1 7/16"	15/16"	7/16"	Alike	83/55 RK KA-700

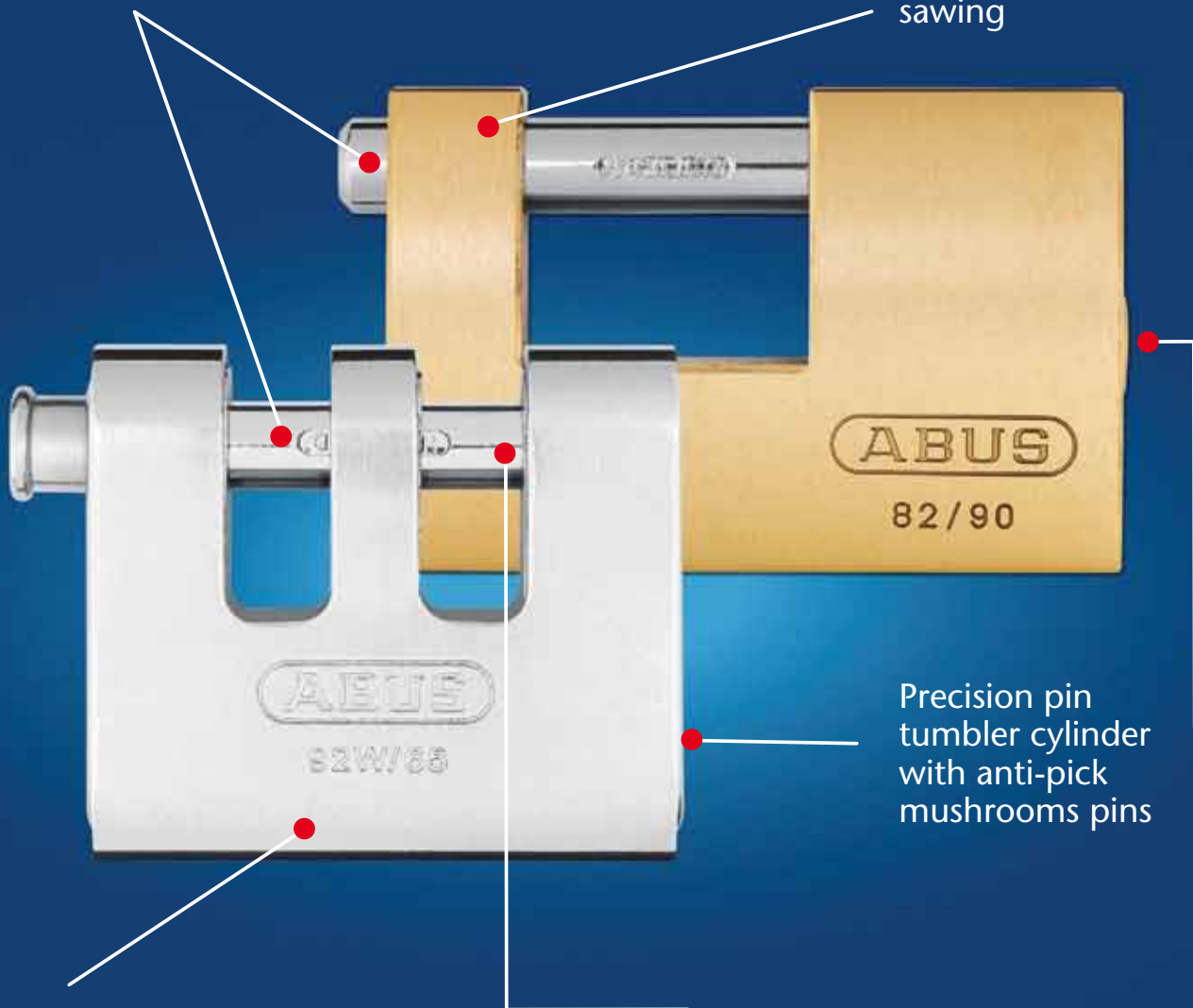


# MONOBLOCK

## 82 & 92

Shackle made from  
hardened steel:  
Rotates when attacked

Hardened steel pin  
protects the narrow side  
of the lock body against  
sawing



Body made from solid  
brass with steel jacket

Precision pin  
tumbler cylinder  
with anti-pick  
mushrooms pins

W-shaped design to fit for the  
ABUS 8 & 10 mm  
square chain

## Monoblock 82 & 92

The ABUS Monoblock design works well in conjunction with the ABUS Square chain. This double locking system holds both sides of the shackle in place to avoid prying and physical attacks. When coupled with an ABUS Square Chain the shackle is completely protected against physical attacks.



### Brass Bodied

The brass body holds up well against even the harshest of elements. The shackle is made from core-hardened steel to provide maximum resistance against physical attack. The padlock has a hardened steel pin to prevent attack from sawing on the narrow side of the padlock. The padlock comes equipped with a paracentric keyway for added picking resistance.



### W-Shaped

The unique W-shaped design is a custom fit for the ABUS 10mm square chain. The combination of padlock and chain shelters the shackle, thus making it virtually impossible cut with a bolt cutter.



### Brass Body with Steel Jacket

The 92 series Monoblocks have all the advantages of the 82 series with the added benefit of being reinforced with an outer steel jacket. This jacket makes an already strong design even stronger. This lock also comes with a precision pin tumbler and a paracentric keyway for added picking resistance.

Photo Key	Grainger Stock No.	Body Size (In.)		Shackle Clearance (In.)			Key Type	ABUS Model No.
		Width (In.)	Thickness	Height	Width	Dia.		
A	3TMU5	2 1/2"	5/8"	9/16"	3/4"	3/8"	Different Alike	82/63 KD
	3TMU6	2 1/2"	5/8"	9/16"	3/4"	3/8"		82/63 KA
B	3TMU7	2 3/4"	7/8"	1/2"	7/8"	15/32"	Different Alike	82/70 KD
	3TMU8	2 3/4"	7/8"	1/2"	7/8"	15/32"		82/70 KA
C	3TMU9	3 5/8"	7/8"	11/16"	1 3/8"	15/32"	Different Alike	82/90 KD
	3TMV1	3 5/8"	7/8"	11/16"	1 3/8"	15/32"		82/90 KA
D	3TMV2	2 1/2"	1"	1/2"	7/16"	7/16"	Different Alike	92W/65 KD
	3TMV3	2 1/2"	1"	1/2"	7/16"	7/16"		92W/65 KA
E	3TMV4	2 1/2"	1"	1/2"	1 1/8"	7/16"	Different Alike	92/65 KD
	3TMV5	2 1/2"	1"	1/2"	1 1/8"	7/16"		92/65 KA
F	3TMV6	3"	1 3/16"	9/16"	1 9/16"	7/16"	Different Alike	92/80 KD
	3TMV7	3"	1 3/16"	9/16"	1 9/16"	7/16"		92/80 KA



# 70IB

## 100% Rust Protected Padlock

Stainless Steel Shackle

Body and shackle  
insulated against  
electric shock

Body made from  
solid brass

Inner components  
made from non-  
corrosive materials

High precision pin  
tumbler cylinder

Shock absorbing vinyl  
casing, protects painted  
surfaces

Sealed lock body with  
cylinder cover to protect  
cylinder from dirt



## 70IB

These solid brass locks come equipped with a vinyl covering over the shackle and lock body. This vinyl covering protects the lock from the elements while also preventing scratches or dents to the items it secures. This lock comes standard with a solid brass body and a stainless steel shackle. Even if moisture gets in, this lock will not corrode. The 5-pin cylinder is protected by a weather cap to keep dirt and debris out. With all these features standard, corrosion doesn't stand a chance.



Photo Key	Grainger Stock No.	Body Size (In.)		Shackle Clearance (In.)			Key Type	ABUS Model No.
		Width (In.)	Thickness	Height	Width	Dia.		
A	5JKV7	1 3/4"	1"	7/8"	13/16"	9/32"	Different Alike	70IB/45 KD
	5JKV8	1 3/4"	1"	7/8"	13/16"	9/32"		70IB/45 KA
B	5JKV9	1 3/4"	1"	2 1/2"	13/16"	9/32"	Different Alike	70IB/45HB63 KD
	5JKW0	1 3/4"	1"	2 1/2"	13/16"	9/32"		70IB/45HB63 KA
C	5JKW1	2"	1 3/16"	1"	7/8"	5/16"	Different Alike	70IB/50 KD
	5JKW2	2"	1 3/16"	1"	7/8"	5/16"		70IB/50 KA





# Laminated Steel 41 ETERNA™

7x Better Corrosion Resistance Than  
Normal Steel Locks



Hardened steel  
shackle difficult  
to cut

Body plates individuallly  
coated for superior rust  
protection

Reinforced laminated  
steel body withstands  
severe physical abuse

Industrial grade  
locking mechanism  
for maximum  
endurance & smooth  
locking function

Non-hazardous  
cadmium-free  
ETERNA™ plating

Cylinder drilling and  
pulling protected

High precision 5-pin cylinders  
offers more unique key cuts  
and better tamper resistance  
than conventional 4-pin locks





# Solid Security With Eterna™ Protection



## 41 Eterna™

When strength and weatherability are your chief concerns, turn to the new ABUS Eterna Series. These padlocks are made from high quality German Steel. Before the locks are assembled, each laminated layer is coated with a weather resistant Eterna plating. This unique plating allows ABUS locks to last over 500 hours in a salt spray bath. This test simulates over 20 years in the field. In addition, this lock comes with a 5-pin, paracentric keyway for maximum picking resistance. The lock also has a hardened bottom steel plate with drill protection to add to its resistance to physical attack. The shackle is made from a hardened steel alloy for maximum cutting resistance.



Photo Key	Grainger Stock No.	Body Size (In.)		Shackle Clearance (In.)			Key Type	ABUS Model No.
		Width (In.)	Thickness	Height	Width	Dia.		
A	5JKP6	1 3/8"	7/8"	5/8"	11/16"	13/64"	Different Alike	41/30 KD
	5JKP7	1 3/8"	7/8"	5/8"	11/16"	13/64"		41/30 KA
B	5JKP8	1 1/2"	1"	3/4"	13/16"	17/64"	Different Alike	41/40 KD
	5JKP9	1 1/2"	1"	3/4"	13/16"	17/64"		41/40 KA
C	5JKR0	1 1/2"	1"	2"	13/16"	17/64"	Different Alike	41/40HB50 KD
	5JKR1	1 1/2"	1"	2"	13/16"	17/64"		41/40HB50 KA
D	5JKR2	1 3/4"	1"	7/8"	7/8"	5/16"	Different Alike	41/45 KD
	5JKR3	1 3/4"	1"	7/8"	7/8"	5/16"		41/45 KA
E	5JKR4	2"	1 3/16"	1"	15/16"	3/8"	Different Alike	41/50 KD
	5JKR5	2"	1 3/16"	1"	15/16"	3/8"		41/50 KA
F	5JKR6	2"	1 3/16"	2"	15/16"	3/8"	Different Alike	41/50HB50 KD
	5JKR7	2"	1 3/16"	2"	15/16"	3/8"		41/50HB50 KA



# Solid Brass Padlocks 75

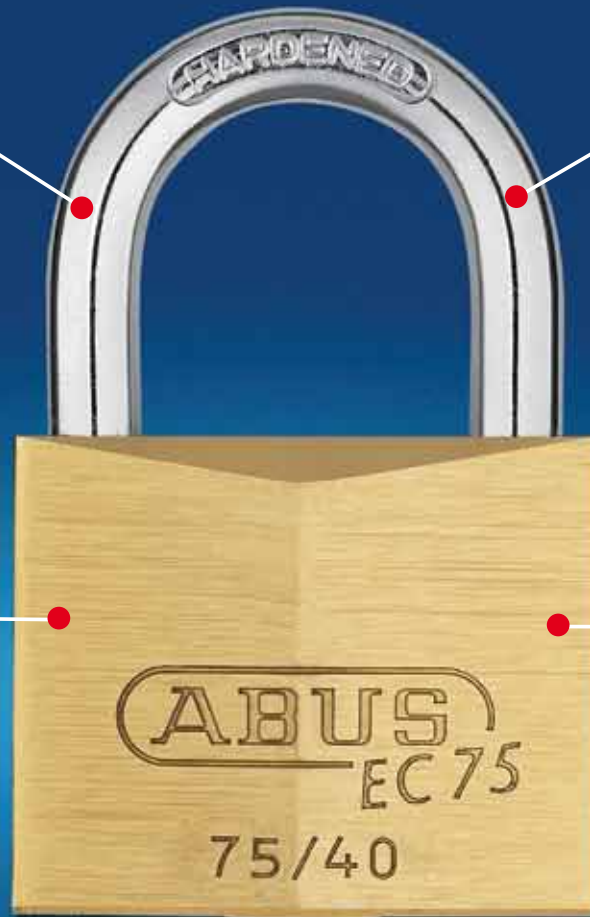
## With Hi-Tech Key

Long shackle  
(HB) versions available

Special hardened alloy  
steel shackle

Solid  
brass body

All internal  
components made  
from brass &  
stainless material



Highest precision reversible  
keyway with up to 168,000  
key differs for outstanding  
picking resistance



Reversible dimple key

# Solid Brass Padlocks With Hi-Tech Key



A



B



C



D



## EC75

Made from high quality brass, the **ABUS 75 Series** stands strong against the elements. It also comes equipped with an ABUS dimple key cylinder with anti-pick mushroom pins. This gives it excellent resistance against picking while also adding thousands of key combinations. The dimple key is also reversible making it one of the easiest keys to insert.

Photo Key	Grainger Stock No.	Body Size (In.)		Shackle Clearance (In.)			Key Type	ABUS Model No.
		Width (In.)	Thickness	Height	Width	Dia.		
A	3TMT2	1 1/4"	5/8"	21/32"	5/8"	3/16"	Different	75/30 KD
	3TMT3	1 1/4"	5/8"	21/32"	5/8"	3/16"	Alike	75/30 KA
B	3TMT4	1 1/2"	5/8"	7/8"	27/32"	1/4"	Different	75/40 KD
	3TMT5	1 1/2"	5/8"	7/8"	27/32"	1/4"	Alike	75/40 KA
	3TMT6	1 1/2"	5/8"	7/8"	27/32"	1/4"	Alike	75/40 KA
	3TMT7	1 1/2"	5/8"	7/8"	27/32"	1/4"	Alike	75/40 KA
C	3TMT8	2"	5/8"	1 1/8"	13/32"	5/16"	Different	75/50 KD
	3TMT9	2"	5/8"	1 1/8"	13/32"	5/16"	Alike	75/50 KA
	3TMU1	2"	5/8"	1 1/8"	13/32"	5/16"	Alike	75/50 KA
	3TMU2	2"	5/8"	1 1/8"	13/32"	5/16"	Alike	75/50 KA
D	3TMU3	2 3/8"	3/4"	1 3/8"	1 15/16"	3/8"	Different	75/60 KD
	3TMU4	2 3/8"	3/4"	1 3/8"	1 15/16"	3/8"	Alike	75/60 KA



# All Weather Brass Padlock 75IB

## With Hi-Tech Key

Long shackle  
(HB) versions available

Stainless steel shackle

Solid brass with  
stainless-like  
chrome finish

All internal  
components made  
from brass &  
stainless material

100% rust proof

Highest precision reversible  
keyway with up to 168,000  
key differs for outstanding  
picking resistance

Reversible dimple key



# All Weather Padlocks With Hi-Tech Key



## EC75IB

These locks were designed with the Mariner in mind. They have a solid brass body that is protected by a Pearl/Zinc coating. This coating gives the lock superior rust resistance. They also come with a 10-pin dimple key cylinder. This reversible, bump-proof cylinder has over 160,000 key changes making it virtually impossible for thieves to pick. The lock also comes with a hardened steel shackle that is double bolted. This combination of strength, security, and weatherability make this lock a great option for any outdoor security needs.

Photo Key	Grainger Stock No.	Body Size (In.)		Shackle Clearance (In.)			Key Type	ABUS Model No.
		Width (In.)	Thickness	Height	Width	Dia.		
A	5JKU9	1 1/4"	5/8"	21/32"	5/8"	3/16"	Different	75IB/30 KD
	5JKV0	1 1/4"	5/8"	21/32"	5/8"	3/16"	Alike	75IB/30 KA
B	5JKV1	1 1/2"	5/8"	7/8"	27/32"	1/4"	Different	75IB/40 KD
	5JKV2	1 1/2"	5/8"	7/8"	27/32"	1/4"	Alike	75IB/40 KA
C	5JKV3	1 1/2"	5/8"	1 1/2"	27/32"	1/4"	Different	75IB/40HB40 KD
	5JKV4	1 1/2"	5/8"	1 1/2"	27/32"	1/4"	Alike	75IB/40HB40 KA
D	5JKV5	2"	5/8"	1 1/8"	13/32"	5/16"	Different	75IB/50 KD
	5JKV6	2"	5/8"	1 1/8"	13/32"	5/16"	Alike	75IB/50 KD



# Combination Padlocks 78

## With Patented (pend.) Shim Protection

Hardened steel  
shackle difficult  
to cut

Patented (pend.)  
shim protection feature

Heavy duty solid  
zinc body

Special KTL-plated  
for enhanced corrosion  
resistance

Anti-pick dial mechanism,  
3 digits

KC: Key Control Feature





# Combination Padlocks



A

## 78

What do you get when you cross the world best selling combination lock with ABUS ingenuity? You get a weather resistant shim-proof combination lock. The ABUS 78 Series padlock has a KTL coating to giving it superior corrosion resistance. This lock also comes standard with anti-shim technology making it impossible to break open with a shim tool. The ABUS 78KC comes with extra key control feature. A hardened steel shackle gives it maximum resistance against physical attack. With 3-digit dialing for thousands of key combinations and an innovative design, this lock truly sets itself apart from its competitors.



B

Photo Key	Grainger Stock No.	Body Size (In.)		Shackle Clearance (In.)			Key Type	ABUS Model No.
		Width (In.)	Thickness	Height	Width	Dia.		
A	5JKU6	2"	1 3/16"	13/16"	7/8"	9/32"	Combo	78/50
B	5JKU7	2"	1 3/16"	13/16"	7/8"	9/32"	Combo	78KC/50
C	5JKU8							Control key





# Resettable Combination Padlock 160



# Resettable Combination Padlock



## 160

The ABUS 160 Series Combination Padlock has a high quality chrome plating. This plating allows the lock to stand up to even the harshest of elements. The unique front dial design makes it the easiest combination padlock to operate on the market today. This padlock also allows the user to set the combination to whatever 4-digit code they prefer. This combination of ease of use and durability make it one of the best quality combination padlocks .

Photo Key	Grainger Stock No.	Body Size (In.)		Shackle Clearance (In.)			Key Type	ABUS Model No.
		Width (In.)	Thickness	Height	Width	Dia.		
A	3MPH1	2"	11/16"	1"	1 1/8"	5/16"	Combo	160/50





# Resettable Combination Padlocks 145

## World's First Aluminum Combo

Solid steel shackle

Strong and  
lightweight

Anodized aluminum lock  
body – ideal for laser engraving

3-or 4-digit resettable  
combination:  
Set your own PIN

6 stylish colors to  
choose from



# Aluminum Resettable Combination Padlock



## 145



A

The ABUS 145 Series comes in 6 brilliant colors. These locks are made from a solid aluminum body and are then anodized for maximum protection against the elements. This lock is resettable to any 3 or 4 digit combination allowing the user to customize their combination code to any easy to remember number. This locks simplistic nature makes it one of the easiest to use resettable combination locks on the market today. The ideal choice when solid metal is needed for security and extra weight an issue, like on bags or tool boxes.



B



C

Photo	Grainger	Body Size (In.)		Shackle Clearance (In.)			Key	ABUS
		Width (In.)	Thickness	Height	Width	Dia.		
A	5JKT1	3/4"	7/16"	7/8"	5/16"	1/8"	Combo	145/20 blue
	5JKR9	3/4"	7/16"	7/8"	5/16"	1/8"	Combo	145/20 yellow
	5JKT3	3/4"	7/16"	7/8"	5/16"	1/8"	Combo	145/20 green
	5JKT0	3/4"	7/16"	7/8"	5/16"	1/8"	Combo	145/20 orange
	5JKT2	3/4"	7/16"	7/8"	5/16"	1/8"	Combo	145/20 red
	5JKR8	3/4"	7/16"	7/8"	5/16"	1/8"	Combo	145/20 black
B	5JKT7	1 3/16"	1/2"	1"	5/8"	3/16"	Combo	145/30 blue
	5JKT5	1 3/16"	1/2"	1"	5/8"	3/16"	Combo	145/30 yellow
	5JKT9	1 3/16"	1/2"	1"	5/8"	3/16"	Combo	145/30 green
	5JKT6	1 3/16"	1/2"	1"	5/8"	3/16"	Combo	145/30 orange
	5JKT8	1 3/16"	1/2"	1"	5/8"	3/16"	Combo	145/30 red
	5JKT4	1 3/16"	1/2"	1"	5/8"	3/16"	Combo	145/30 black
C	5JKU3	1 5/8"	5/8"	1"	7/8"	1/4"	Combo	145/40 blue
	5JKU1	1 5/8"	5/8"	1"	7/8"	1/4"	Combo	145/40 yellow
	5JKU5	1 5/8"	5/8"	1"	7/8"	1/4"	Combo	145/40 green
	5JKU2	1 5/8"	5/8"	1"	7/8"	1/4"	Combo	145/40 orange
	5JKU4	1 5/8"	5/8"	1"	7/8"	1/4"	Combo	145/40 red
	5JKU0	1 5/8"	5/8"	1"	7/8"	1/4"	Combo	145/40 black



# File Cabinet Locking Bars

Conveniently located  
knob allows easy and  
smooth operation

Available in 1', 2', 3',  
4' & 5' length

Reversible for left  
and right side mounting

Constructed of  
heavy 16-gauge steel


Enclosed ends give  
modern look

Built-in spring-  
loaded hinge

Squared end reduces  
possible shipping  
damages

Mounting screws  
included

Meets the DOD's  
Industrial Security  
Requirements







## File Bars

These file cabinet locking bars are perfect when securing important files or documents is essential. The bars are constructed from heavy 16-gauge formed steel for maximum protection against attack. The cabinet locking bars come in 1', 2', 3, 4' and 5' lengths so they fit virtually any size file cabinet. These locking bars meet all requirements for the Department of Defense's Industrial Security Manual. Each bar has a built in spring loaded hinge which makes opening and closing a snap. Self-tapping screws for easy mounting are included.





Photo Key	Grainger Stock No.	File Bar Length (In.)	Width (In.)	Accepts Shackles.	ABUS Model No.
A	3MPK3	12"	1 1/2"	5/16"	File Bar 1'
	3MPK4	22 1/2"	1 1/2"	5/16"	File Bar 2'
	3PCC9	34 1/2"	1 1/2"	5/16"	File Bar 3'
	3PCD1	46"	1 1/2"	5/16"	File Bar 4'
	3PCD2	56 3/4"	1 1/2"	5/16"	File Bar 5'



# Security KS Chains



Made from  
hardened special  
alloy steel

Provides top security  
against all types of  
agressive attacks

Special coating for  
maximum corrosion  
resistance

Fabric sleeve prevents paint  
work and chrome from damage

Convenient chain and Monobloc  
combination for maximum  
security

Available in 6mm, 8mm  
10mm, 12mm, and 14mm  
diameter

Chains

ABUS maximum-security square chain is made from a hardened steel alloy to provide maximum protection against physical attack. It comes with a nylon sleeve to protect equipment from damage. The chain also comes with special Yellow Zinc plating for superior corrosion resistance. It is available in 6mm, 8mm, 10mm, 12mm, and 14mm diameters and comes standard in 2' and 10' lengths. Custom lengths are available upon request. This chain also works extremely well when coupled with ABUS Monobloc padlocks.



Photo Key	Grainger Stock No.	Lenght (In.)	Width (In.)	Diameter (In.)	ABUS Model No.
A	3PCE4	24"	7/8"	1/4"	2' 6 KS w/ Sleeve
	3PCE5	24"	1 1/4"	5/16"	2' 8 KS w/ Sleeve
	3PCE6	24"	1 3/8"	3/8"	2' 10 KS w/ Sleeve
	3PCE7	24"	1 3/4"	1/2"	2' 12 KS w/ Sleeve
	3PCF3	24"	1 7/8"	9/16"	2' 14 KS w/ Sleeve
	3PCF4	120"	7/8"	1/4"	10' 6 KS w/ Sleeve
	3PCF5	120"	1 1/4"	5/16"	10' 8 KS w/ Sleeve
	3PCF6	120"	1 3/8"	3/8"	10' 10 KS w/ Sleeve
	3PCF7	120"	1 3/4"	1/2"	10' 12 KS w/ Sleeve
	3PCF8	120"	1 7/8"	9/16"	10' 14 KS w/ Sleeve



# High Security Hasps



Core hardened  
steel alloy staple

Double hardened  
malleable steel:  
Provides resistance  
against physical attack



Ideal in  
combination  
with GRANIT  
padlocks

Tough construction

Hinge pins  
protected  
against attack

Comes complete  
with all mounting  
hardware

# High Security Hasps



A



B



C

## High Security

ABUS high security hasps are a thief’s worst nightmare. They are made from a malleable white heart iron. When coupled with an ABUS Granit Padlock they provide a level of protection against physical attack that is second to none. All mounting hardware is concealed. This lock is approved and recommended by law enforcement agencies.

Photo Key	Grainger Stock No.	Hasp Length (In.)	Design	Accepts Shackles up to (In.)	ABUS Model No.
A	3MPJ1	7"	High Security	5/8"	135/200
B	3MPH9	6 1/8"	High Security	1/2"	130/180
C	3MPH8	6"	High Security	5/8"	125/150





# Security Hasps



Hasp and hinge pins made of 100% stainless steel

Hinge pins protected against attack

Tough construction

Ideal in combination with Diskus padlocks

Complete with all mounting hardware

Hardened steel staple





ABUS security hasps provide the highest level of protection when locking up gates, doors, cabinets, and corners.

## Concealed Hinge Pin

This design allows the mounting screws to be protected against physical attack. The double and triple hinge design allow the user to go around corners or mount the hasps in hard-to-reach areas. The staples and hinge pins are made from hardened steel to provide maximum protection against physical attack. The entire hasp is coated with an anti-corrosive plating giving it great resistance against the elements.

## Stainless Steel

The hasps are made from high quality stainless steel and can withstand even the harshest of environments. The staple is made from hardened steel to provide maximum resistance against physical attack.

## General Purpose

Hardened steel staple resists cutting. Hasps have a galvanized silver glaze, which is baked on for maximum corrosion resistance. Pins are case hardened and staples are double thick for added protection. Hidden screws and hinge pins add extra security against physical attacks. All mounting hardware is included.

## Slide Bolt

This unique slide bolt design combines the high security of an ABUS Hasp with the functionality of a slide bolt. This 2 in 1 design is perfect for doors and gates. All mounting hardware is concealed. The entire slide bolt is coated for maximum protection from the elements. The slide bolt is hardened for protection against physical attack.

Photo Key	Grainger Stock No.	Hasp Length (In.)	Design	Accepts Shackles up to (In.)	ABUS Model No.
<b>A</b>	3MPJ2	7 1/2"	Double Hinge	7/16"	140/190
<b>B</b>	3MPJ3	4 3/4"	Straight	7/16"	140/120
<b>C</b>	3MPH2	2 5/16"	Straight Straight	1/4"	100/60
	3MPH3	3 1/8"		5/16"	100/80
<b>D</b>	3MPH4	4 7/8"	Double Hinge	5/16"	100DG/80
	3MPH5	5 7/8"	Double Hinge	3/8"	100DG/100
<b>E</b>	3MPH6	7 5/8"	Double Hinge Triple Hinge	1/2"	110/195
	3MPH7	9"		1/2"	110/230
<b>F</b>	3MPJ4	6"	General Purpose	1/2"	200/155
	3MPJ5	3"	General Purpose	5/16"	200/75
	3MPJ6	3 3/4"	General Purpose	1/2"	200/95
	3MPJ7	4 1/2"	General Purpose	1/2"	200/115
	3MPJ8	5 1/4"	General Purpose	1/2"	200/135
<b>G</b>	3MPJ9	4"	Straight	5/16"	300/100
	3MPK1	4 3/4"	Straight	7/16"	300/120
	3MPK2	5 1/2"	Straight	1/2"	300/140



# THE ULTIMATE Wall & Floor Anchor

16mm shackle made  
of hardened special  
steel for extreme resistance  
against the most aggressive  
attacks

Extra wide shackle  
for easy locking

Made in Germany

Can be used  
indoors and  
outdoors

All mounting  
hardware included

Due to its flat shape  
and the use of high  
quality plastic it is  
possible to drive over  
the anchor in fixed  
position (e.g. in the  
garage)





## WBA 100

The WBA-100 floor anchor is constructed from a high quality plastic, which is so strong a vehicle can be driven over it. This feature coupled with a .63" diameter hardened steel shackle makes this the most durable floor anchor design available. The extra wide shackle base also allows for easy locking and unlocking and can fit almost any type of chain or padlock. All mounting hardware is included.

Photo Key	Grainger Stock No.	Height (In.)	Length (In.)	Width (In.)	Max Shackle Dia (In.)	ABUS Model No.
A	3PCG1	5"	6 3/4"	6 1/4"	2 5/8"	WBA-100

